



NATIONAL BUREAU OF STATISTICS

# Liquefied Petroleum Gas (Cooking Gas) Price Watch

---

(JANUARY 2025)

**Report Date: February 2025**

**Data Source: National Bureau of Statistics (NBS)**

# CONTENT

<b>Methodology</b>	<b>3</b>
<b>Executive Summary</b>	<b>4</b>
<b>Average Cooking Gas Prices across States – 5KG Refilling</b>	<b>5</b>
<b>Average Cooking Gas Prices across Zones – 5KG Refilling</b>	<b>6</b>
<b>12 Month Average Prices – 5KG Refilling</b>	<b>7</b>
<b>Average Cooking Gas Prices across States – 12.5KG Refilling</b>	<b>8</b>
<b>Average Cooking Gas Prices across Zones – 12.5KG Refilling</b>	<b>9</b>
<b>12 Month Average Prices – 12.5KG Refilling</b>	<b>10</b>
<b>Appendix</b>	<b>11</b>
<b>Contact</b>	<b>13</b>

## METHODOLOGY

Fieldwork is done solely by over 700 NBS Staff in all the States of the federation, supported by supervisors whom internal and external observers monitor.

Gas Prices are collected across all the 774 local governments across all States and the FCT from over 10,000 respondents and outlets and the estimates reflect the weights derived from estimates of household expenditures on gas and the actual prices households bought different KG of gases.

The average prices are reported for each state and the country.

The NBS audit team subsequently conducts randomly selected verification of prices recorded.


## EXECUTIVE SUMMARY

The average retail price for refilling a 5kg Cylinder of Liquefied Petroleum Gas (Cooking Gas) declined to 1.90 % on a month-on-month basis from N7,177.27 recorded in December 2024 to N7,040.94 in January 2025. On a year-on-year basis, this increased by 37.00% from N5,139.25 in January 2024. On state profile analysis, Taraba recorded the highest average price for refilling a 5kg Cylinder of Liquefied Petroleum Gas (Cooking Gas) with N8,120.00, followed by Yobe with N7,760.00, and Plateau with N7,596.80. On the other hand, Kebbi recorded the lowest price with N6,397.50, followed by Ondo and Delta with N6,593.67 and N6,616.00 respectively. In addition, analysis by zone showed that the North-East recorded the highest average retail price for refilling a 5kg Cylinder of Liquefied Petroleum Gas (Cooking Gas) with N7,316.00, followed by the South-West with N7,113.99 while the North-West recorded the lowest with N6,821.02.

Also, the average retail price for refilling a 12.5kg Cylinder of Liquefied Petroleum Gas (Cooking Gas) increased by 0.92% on a month-on-month basis from N17,274.16 in December 2024 to N17,432.89 in January 2025. On a year-on-year basis, this rose by 48.55% from N11,735.72 in January 2024. On state profile analysis, Yobe recorded the highest average retail price for the refilling of a 12.5kg Cylinder of Liquefied Petroleum Gas (Cooking Gas) with N19,400.00 followed by Plateau with N18,991.99 and Rivers with N18,761.11. Conversely, the lowest average price was recorded in Nasarawa with N15,880.00, followed by Kebbi and Lagos with N15,993.75 and N16,166.67 respectively. Analysis by zone showed that the North-East recorded the highest average retail price for refilling a 12.5kg Cylinder of Liquefied Petroleum Gas (Cooking Gas) with N17,956.67, followed by the South-South with N17,722.87 while the North-West recorded the lowest price with N17,123.99.

# LIQUEFIED PETROLEUM GAS (COOKING GAS) PRICE WATCH - JANUARY 2025

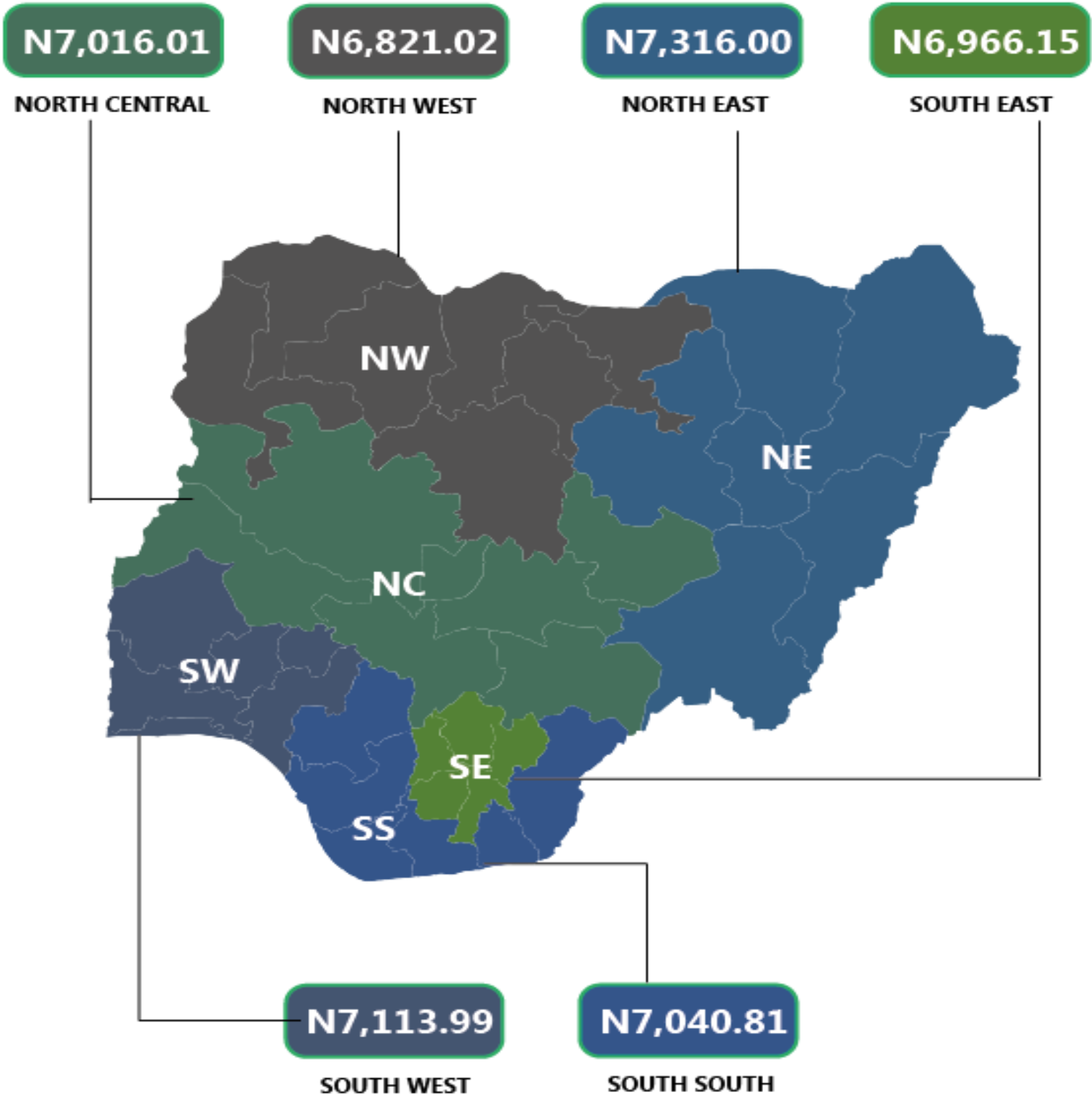
Average Cooking Gas Prices Across States – 5KG Refilling



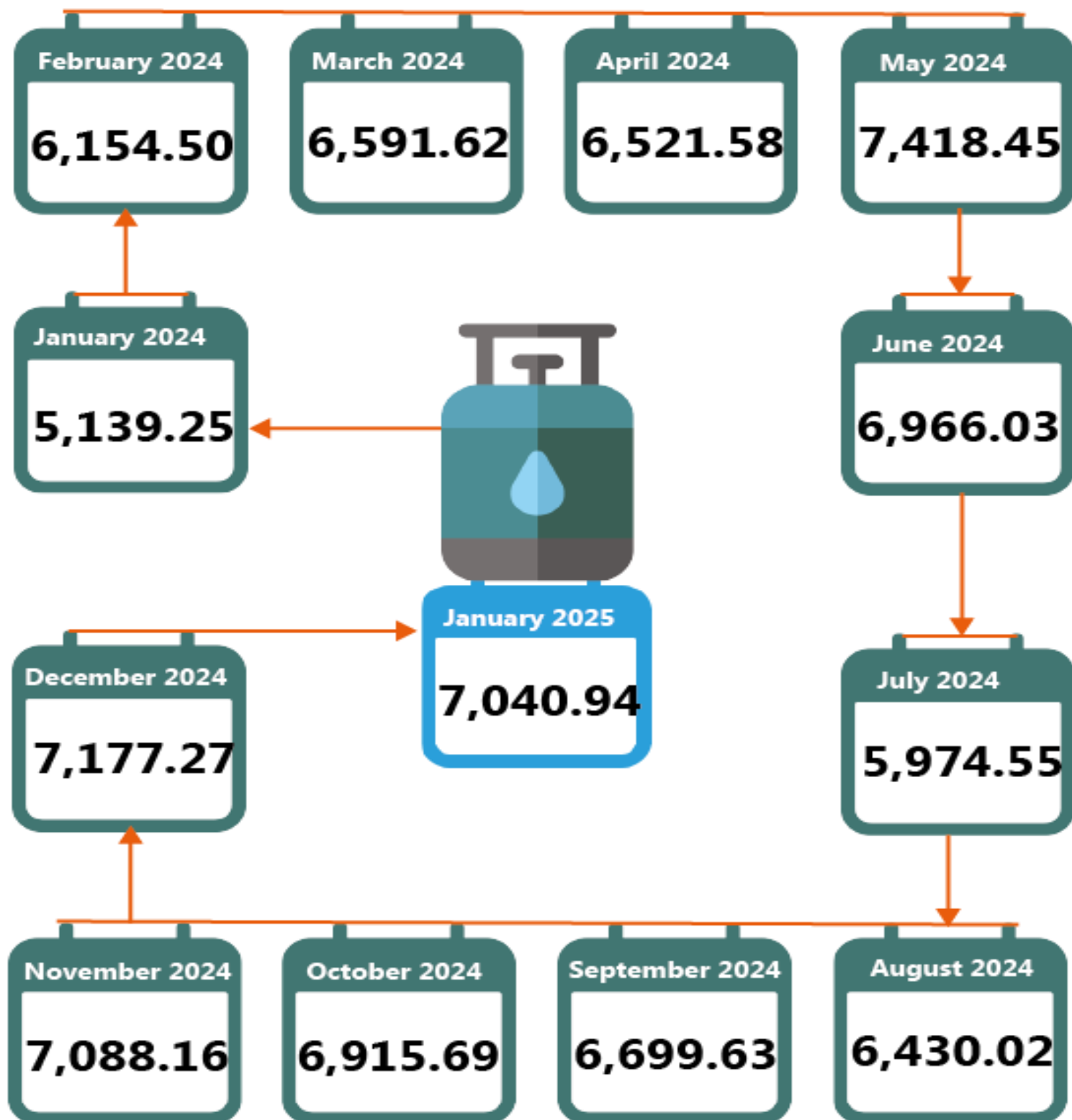
STATES WITH THE HIGHEST AVERAGE PRICES			STATES WITH THE LOWEST AVERAGE PRICES		
TARABA	↔	N8,120.00	KEBBI	↔	N6,397.50
YOBE	↔	N7,760.00	ONDO	↔	N6,593.67
PLATEAU	↔	N7,596.80	DELTA	↔	N6,616.00

LIQUEFIED PETROLEUM GAS (COOKING GAS)  
PRICE WATCH - JANUARY 2025

Average Cooking Gas Prices Across Zones – 5KG Refilling



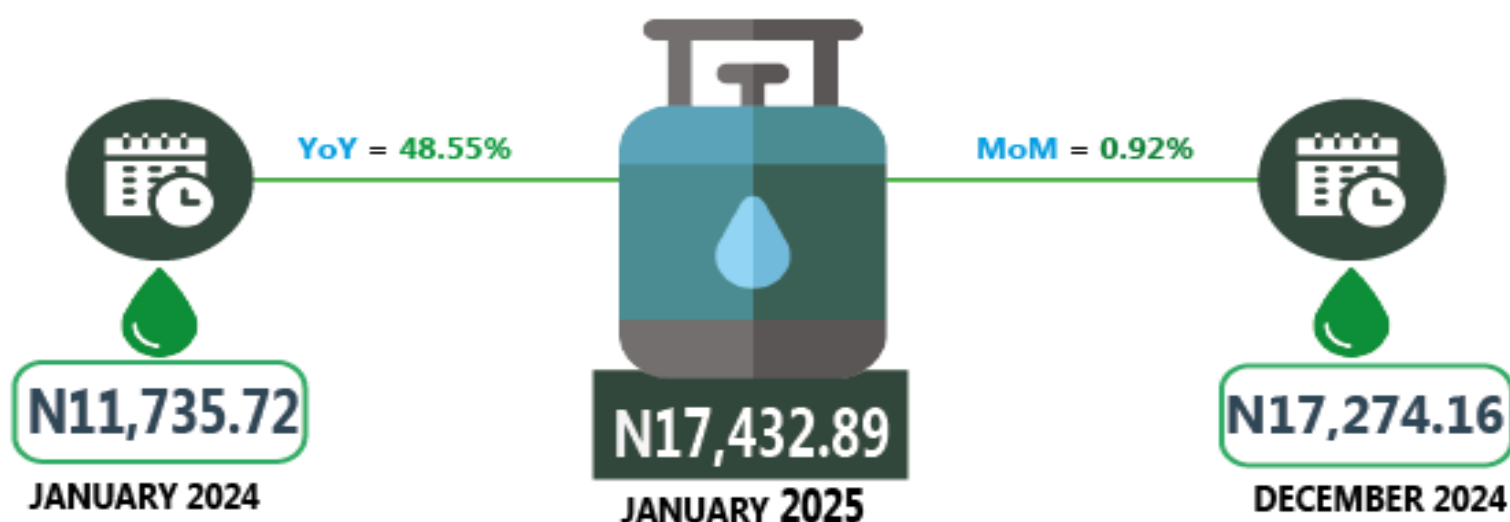
**LIQUEFIED PETROLEUM GAS (COOKING GAS)**  
**PRICE WATCH - JANUARY 2025**  
12 Month Average Prices– 5KG Refilling



# LIQUEFIED PETROLEUM GAS (COOKING GAS)

## PRICE WATCH - JANUARY 2025

Average Cooking Gas Prices Across States – 12.5KG Refilling



STATES WITH THE HIGHEST AVERAGE PRICES		STATES WITH THE LOWEST AVERAGE PRICES	
YOBE	N19,400.00	NASARAWA	N15,880.00
PLATEAU	N18,991.99	KEBBI	N15,993.75
RIVERS	N18,761.11	LAGOS	N16,166.67



# LIQUEFIED PETROLEUM GAS (COOKING GAS)

## PRICE WATCH - JANUARY 2025

Average Cooking Gas Prices Across Zones – 12.5KG Refilling



**N17,197.88**

**NORTH CENTRAL**

**N17,123.99**

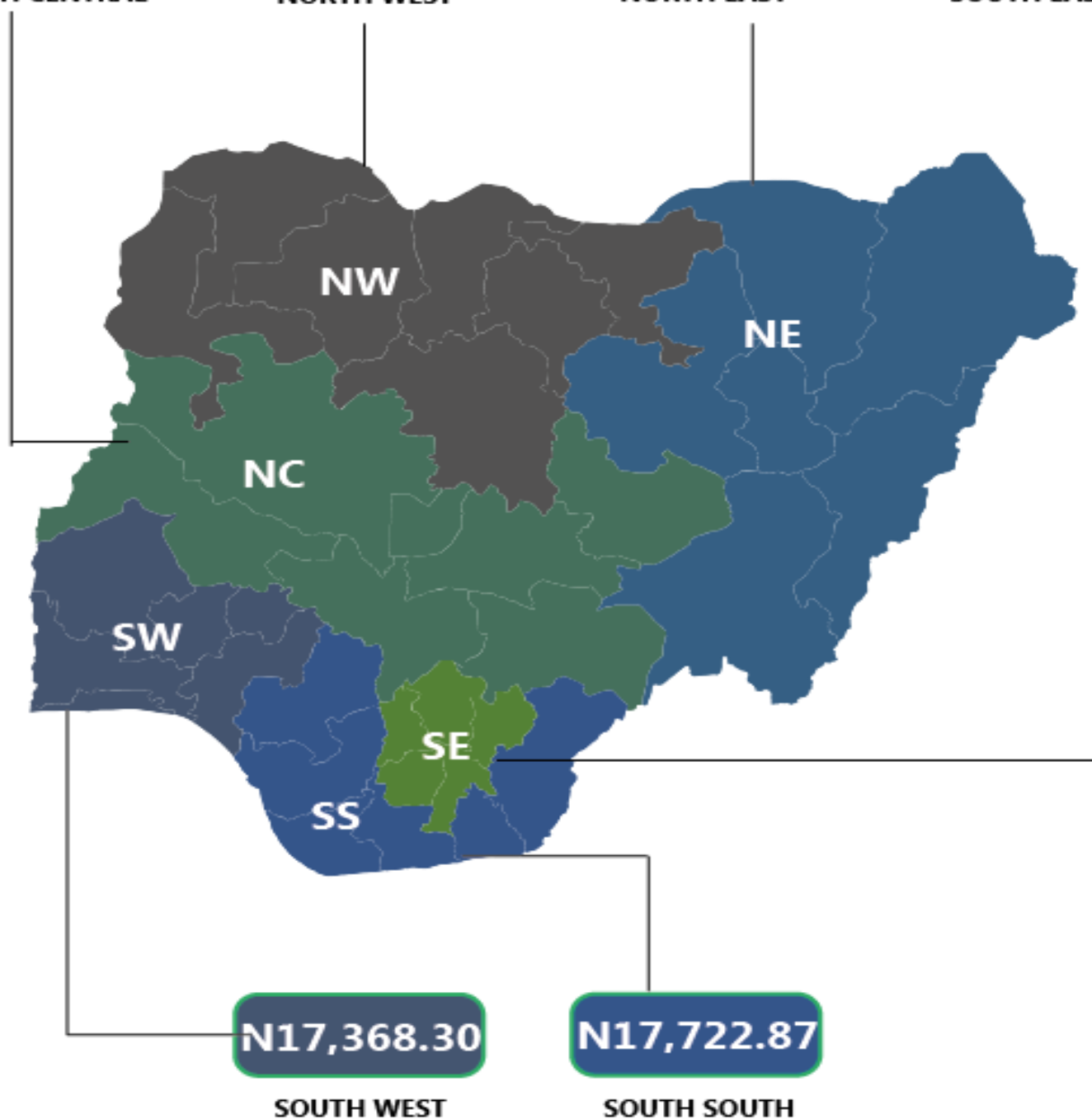
**NORTH WEST**

**N17,956.67**

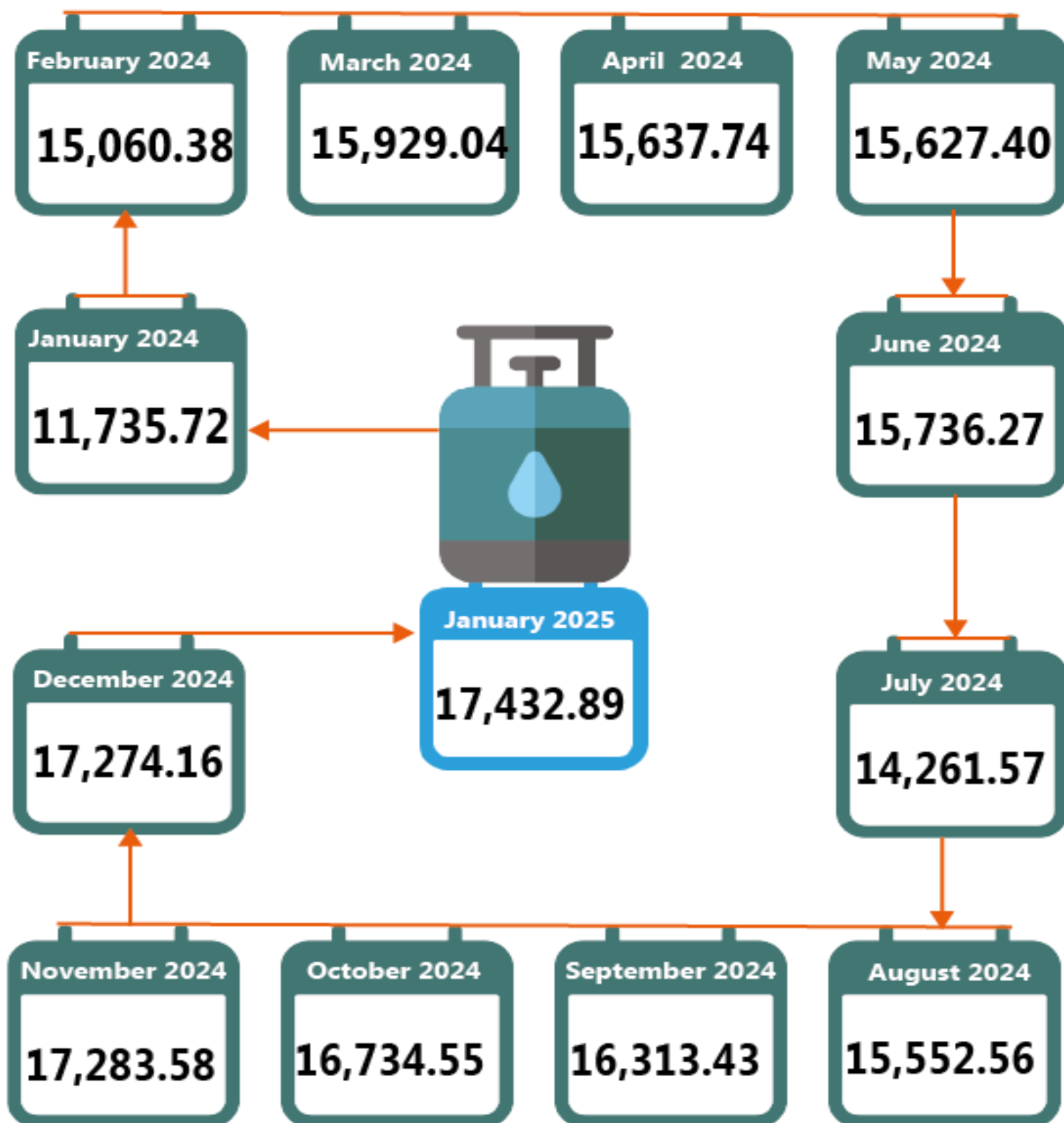
**NORTH EAST**

**N17,295.38**

**SOUTH EAST**



**LIQUEFIED PETROLEUM GAS (COOKING GAS)**  
**PRICE WATCH - JANUARY 2025**  
12 Month Average Prices– 12.5KG Refilling



## APPENDIX

5KG						
	Average of Jan-24	Average of Dec-24	Average of Jan-25	MoM	YoY	
<b>NORTH CENTRAL</b>	<b>5240.36</b>	<b>7352.32</b>	<b>7016.01</b>		<b>-4.57</b>	<b>33.88</b>
Abuja	5080.00	7200.00	7150.00		-0.69	40.75
Benue	5500.00	7900.00	7190.00		-8.99	30.73
Kogi	5175.00	7175.00	6677.33		-6.94	29.03
Kwara	5000.00	7854.17	6785.94		-13.60	35.72
Nasarawa	5790.00	7071.43	7052.00		-0.27	21.80
Niger	4937.50	7015.63	6660.00		-5.07	34.89
Plateau	5200.00	7250.00	7596.80		4.78	46.09
<b>NORTH EAST</b>	<b>5296.32</b>	<b>7404.33</b>	<b>7316.00</b>		<b>-1.19</b>	<b>38.13</b>
Adamawa	5000.00	6928.30	6680.00		-3.58	33.60
Bauchi	5250.00	7250.00	7320.00		0.97	39.43
Borno	5563.64	7784.25	6756.00		-13.21	21.43
Gombe	5660.00	6873.77	7260.00		5.62	28.27
Taraba	5200.00	8074.41	8120.00		0.56	56.15
Yobe	5104.29	7515.28	7760.00		3.26	52.03
<b>NORTH WEST</b>	<b>5145.97</b>	<b>7055.22</b>	<b>6821.02</b>		<b>-3.32</b>	<b>32.55</b>
Jigawa	5681.82	7281.25	7137.50		-1.97	25.62
Kaduna	4150.00	6931.18	6787.50		-2.07	63.55
Kano	5411.11	7188.89	6708.00		-6.69	23.97
Katsina	5344.44	7040.00	6960.00		-1.14	30.23
Kebbi	5240.00	7000.00	6397.50		-8.61	22.09
Sokoto	5000.00	7166.67	7006.67		-2.23	40.13
Zamfara	5194.44	6778.57	6750.00		-0.42	29.95
<b>SOUTH EAST</b>	<b>5128.83</b>	<b>7023.80</b>	<b>6966.15</b>		<b>-0.82</b>	<b>35.82</b>
Abia	5039.29	6845.83	6773.73		-1.05	34.42
Anambra	5366.67	7034.56	6875.00		-2.27	28.11
Ebonyi	5125.00	7101.61	7032.00		-0.98	37.21
Enugu	5027.50	7102.47	7094.44		-0.11	41.11
Imo	5085.71	7034.55	7055.59		0.30	38.73
<b>SOUTH SOUTH</b>	<b>5199.23</b>	<b>6969.99</b>	<b>7040.81</b>		<b>1.02</b>	<b>35.42</b>
Akwa Ibom	5070.00	7281.25	7300.00		0.26	43.98
Bayelsa	5270.00	6848.00	6870.00		0.32	30.36
Cross River	5375.00	6828.57	6990.00		2.36	30.05
Delta	5105.00	6455.00	6616.00		2.49	29.60
Edo	5264.29	6969.64	6964.44		-0.07	32.30
Rivers	5111.11	7437.50	7504.44		0.90	46.83
<b>SOUTH WEST</b>	<b>4805.05</b>	<b>7223.53</b>	<b>7113.99</b>		<b>-1.52</b>	<b>48.05</b>
Ekiti	4872.89	6950.00	7092.80		2.05	45.56
Lagos	4866.09	7910.71	7466.67		-5.61	53.44
Ogun	4751.04	7225.48	7022.86		-2.80	47.82
Ondo	4800.40	6683.33	6593.67		-1.34	37.36
Osun	4763.53	7479.17	7222.22		-3.44	51.61
Oyo	4776.32	7092.50	7285.71		2.72	52.54
<b>Average</b>	<b>5139.25</b>	<b>7177.27</b>	<b>7040.94</b>		<b>-1.90</b>	<b>37.00</b>

12.5KG					
	Average of Jan-24	Average of Dec-24	Average of Jan-25	MoM	YoY
<b>NORTH CENTRAL</b>	<b>11304.08</b>	<b>16482.47</b>	<b>17197.88</b>	<b>4.34</b>	<b>52.14</b>
Abuja	12000.00	16130.00	17550.00	8.80	46.25
Benue	11000.00	18125.00	17975.00	-0.83	63.41
Kogi	12000.00	16192.50	16693.33	3.09	39.11
Kwara	10000.00	16109.38	16964.85	5.31	69.65
Nasarawa	11700.00	15875.00	15880.00	0.03	35.73
Niger	10400.00	16278.75	16330.00	0.31	57.02
Plateau	12028.57	16666.67	18991.99	13.95	57.89
<b>NORTH EAST</b>	<b>11561.11</b>	<b>18173.90</b>	<b>17956.67</b>	<b>-1.20</b>	<b>55.32</b>
Adamawa	10666.67	16666.67	16700.00	0.20	56.56
Bauchi	10750.00	18100.00	18300.00	1.10	70.23
Borno	11500.00	16880.14	16890.00	0.06	46.87
Gombe	12450.00	18105.82	18150.00	0.24	45.78
Taraba	12000.00	20290.75	18300.00	-9.81	52.50
Yobe	12000.00	19000.00	19400.00	2.11	61.67
<b>NORTH WEST</b>	<b>12224.93</b>	<b>16959.47</b>	<b>17123.99</b>	<b>0.97</b>	<b>40.07</b>
Jigawa	12875.00	18103.57	18343.75	1.33	42.48
Kaduna	9699.50	16679.00	16968.75	1.74	74.94
Kano	12537.50	16668.75	16770.00	0.61	33.76
Katsina	12537.50	17366.67	17400.00	0.19	38.78
Taraba	12600.00	15733.33	15993.75	1.66	26.93
Sokoto	12600.00	17500.00	17516.67	0.10	39.02
Zamfara	12725.00	16665.00	16875.00	1.26	32.61
<b>SOUTH EAST</b>	<b>11480.56</b>	<b>17100.94</b>	<b>17295.38</b>	<b>1.14</b>	<b>50.65</b>
Abia	11817.31	16300.00	16334.33	0.21	38.22
Anambra	10498.00	16277.78	17187.50	5.59	63.72
Ebonyi	11212.50	17522.68	17580.00	0.33	56.79
Enugu	12015.00	17842.97	17736.11	-0.60	47.62
Imo	11860.00	17561.25	17638.97	0.44	48.73
<b>SOUTH SOUTH</b>	<b>12602.47</b>	<b>17539.44</b>	<b>17722.87</b>	<b>1.05</b>	<b>40.63</b>
Akwa Ibom	12385.00	18113.84	18500.00	2.13	49.37
Bayelsa	12432.50	17416.67	17500.00	0.48	40.76
Cross River	13040.00	17390.18	17475.00	0.49	34.01
Delta	12637.50	16277.50	16540.00	1.61	30.88
Edo	12453.13	17327.50	17561.11	1.35	41.02
Rivers	12666.67	18710.94	18761.11	0.27	48.11
<b>SOUTH WEST</b>	<b>11189.02</b>	<b>17544.26</b>	<b>17368.30</b>	<b>-1.00</b>	<b>55.23</b>
Ekiti	11894.87	17299.00	17732.00	2.50	49.07
Lagos	11020.23	17846.15	16166.67	-9.41	46.70
Ogun	11134.82	17499.65	17557.14	0.33	57.68
Ondo	10979.65	16360.31	16484.17	0.76	50.13
Osun	11348.98	18322.92	18055.56	-1.46	59.09
Oyo	10755.58	17937.50	18214.29	1.54	69.35
<b>Average</b>	<b>11735.72</b>	<b>17274.16</b>	<b>17432.89</b>	<b>0.92</b>	<b>48.55</b>

## CONTACT



### National Bureau of Statistics

Head Office

No 1, Wole Olanipekun Street,  
Formerly, Plot 762 Independence  
Avenue  
Off Constitution Avenue,  
CBD, Abuja, F. C. T.

### Mr. Ichedi S.J

Information Desk

Head, Communication & Public  
Relations Department (C&PRD)  
Phone: +2348037051701  
sjichedi@nigerianstat.gov.ng

### Moses Mathew

Statistical Information Officer

Phone: +2347069071157  
matmoses@nigerianstat.gov.ng

### Dr A.A. Ayo

Head Prices Division

Phone: +2348036082904  
anthonyayo@nigerianstat.gov.ng



@nbs\_nigeria



NBSNigeria



Nbs\_nigeria

