



NATIONAL BUREAU OF STATISTICS

Liquefied Petroleum Gas (Cooking Gas) Price Watch

(FEBRUARY 2025)

Report Date: March 2025

Data Source: National Bureau of Statistics (NBS)

CONTENT

Methodology	3
Executive Summary	4
Average Cooking Gas Prices across States – 5KG Refilling	5
Average Cooking Gas Prices across Zones – 5KG Refilling	6
12 Month Average Prices – 5KG Refilling	7
Average Cooking Gas Prices across States – 12.5KG Refilling	8
Average Cooking Gas Prices across Zones – 12.5KG Refilling	9
12 Month Average Prices – 12.5KG Refilling	10
Appendix	11
Contact	13

METHODOLOGY

Fieldwork is done solely by over 700 NBS Staff in all the States of the federation, supported by supervisors whom internal and external observers monitor.

Gas Prices are collected across all the 774 local governments across all States and the FCT from over 10,000 respondents and outlets and the estimates reflect the weights derived from estimates of household expenditures on gas and the actual prices households bought different KG of gases.

The average prices are reported for each state and the country.

The NBS audit team subsequently conducts randomly selected verification of prices recorded.

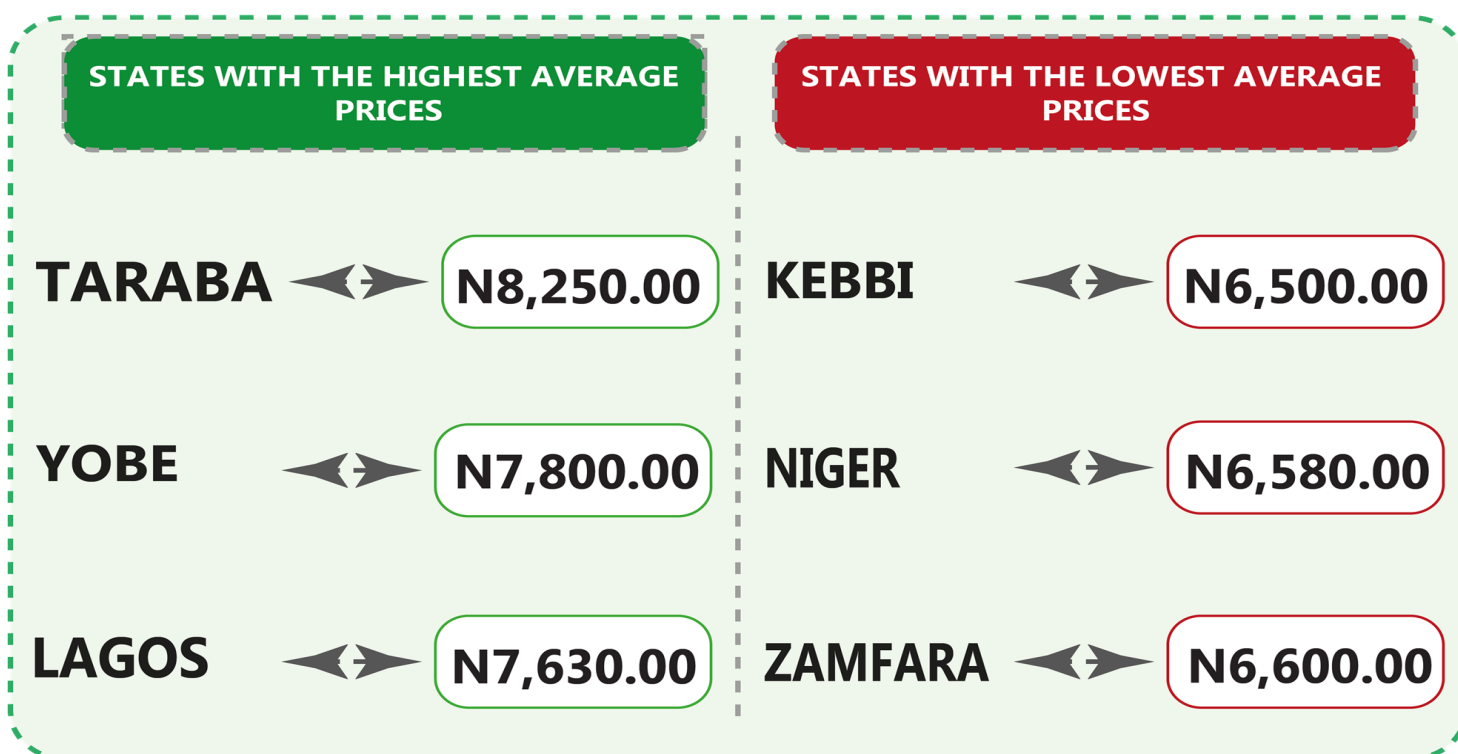
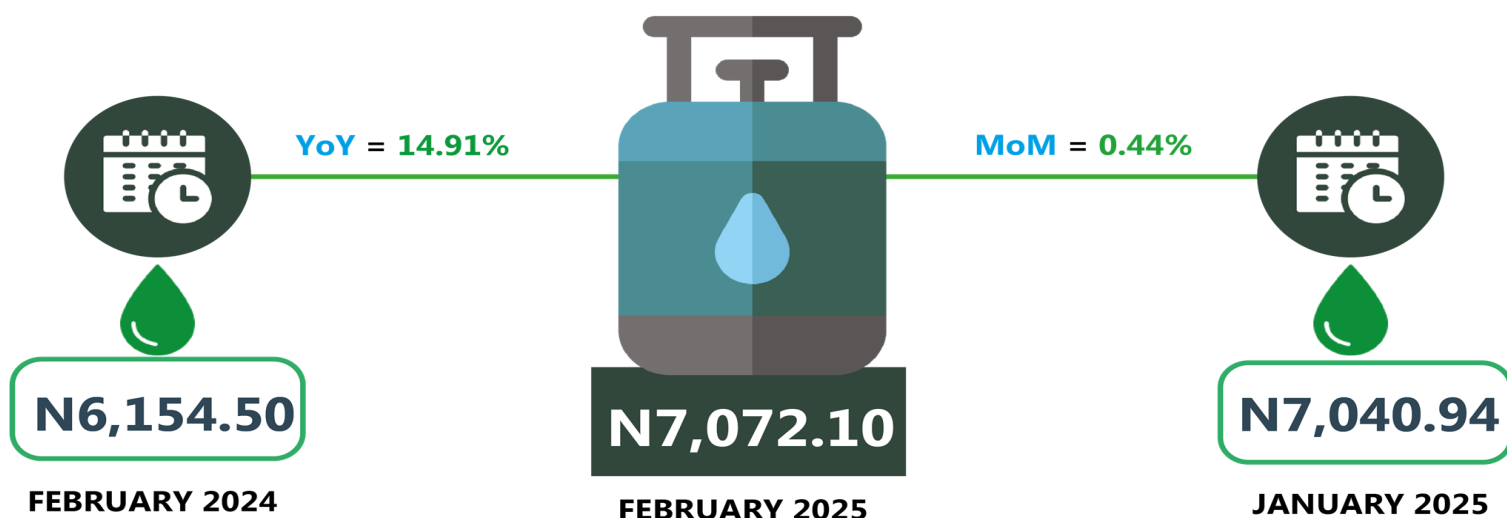
EXECUTIVE SUMMARY

The average retail price for refilling a 5kg Cylinder of Liquefied Petroleum Gas (Cooking Gas) increased by 0.44 % on a month-on-month basis from N7,040.94 recorded in January 2025 to N7,072.10 in February 2025. On a year-on-year basis, this increased by 14.91% from N6,154.50 in February 2024. On state profile analysis, Taraba recorded the highest average price for refilling a 5kg Cylinder of Liquefied Petroleum Gas (Cooking Gas) with N8,250.00, followed by Yobe with N7,800.00, and Lagos with N7,630.00. On the other hand, Kebbi recorded the lowest price with N6,580.00, followed by Niger and Zamfara with N6,580.00 and N6,600.00 respectively. In addition, analysis by zone showed that the North-East recorded the highest average retail price for refilling a 5kg Cylinder of Liquefied Petroleum Gas (Cooking Gas) with N7,399.67, followed by the South-South with N7,129.81 while the North-West recorded the lowest with N6,867.14.

Also, the average retail price for refilling a 12.5kg Cylinder of Liquefied Petroleum Gas (Cooking Gas) increased by 0.34% on a month-on-month basis from N17,432.89 in January 2025 to N17,492.42 in February 2025. On a year-on-year basis, this rose by 16.15% from N15,060.38 in February 2024. On state profile analysis, Yobe recorded the highest average retail price for the refilling of a 12.5kg Cylinder of Liquefied Petroleum Gas (Cooking Gas) with N19,000.00 followed by Rivers with N18,861.11 and Anambra with N18,751.88. Conversely, the lowest average price was recorded in Lagos with N15,750.00, followed by Kebbi and Nasarawa with N16,250 and Abia with N16,299.86. Analysis by zone showed that the North-East recorded the highest average retail price for refilling a 12.5kg Cylinder of Liquefied Petroleum Gas (Cooking Gas) with N18,082.50, followed by the South-South with N17,799.54 while the North-West recorded the lowest price with N17,150.00.

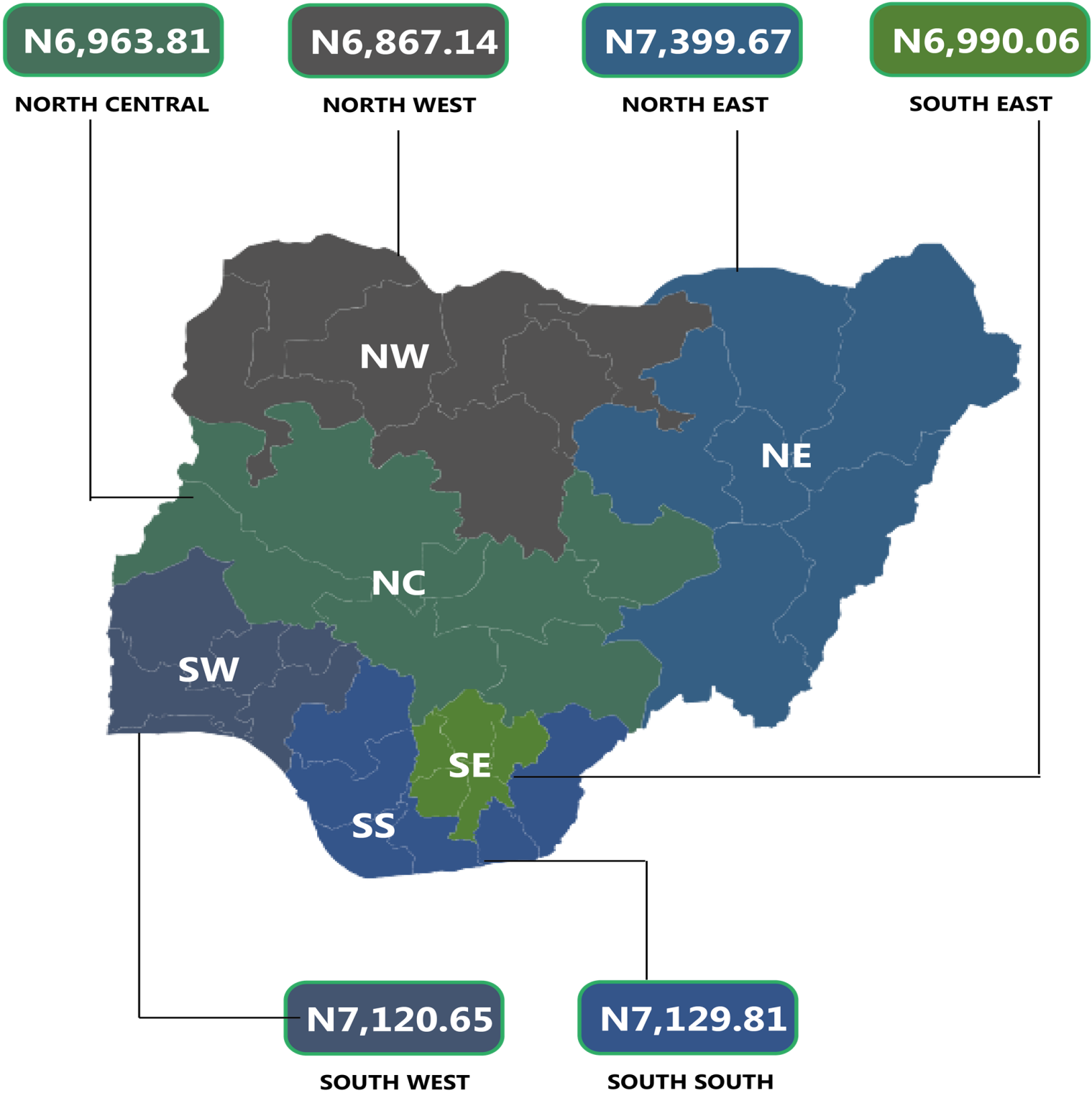
LIQUEFIED PETROLEUM GAS (COOKING GAS) PRICE WATCH - FEBRUARY 2025

Average Cooking Gas Prices Across States – 5KG Refilling

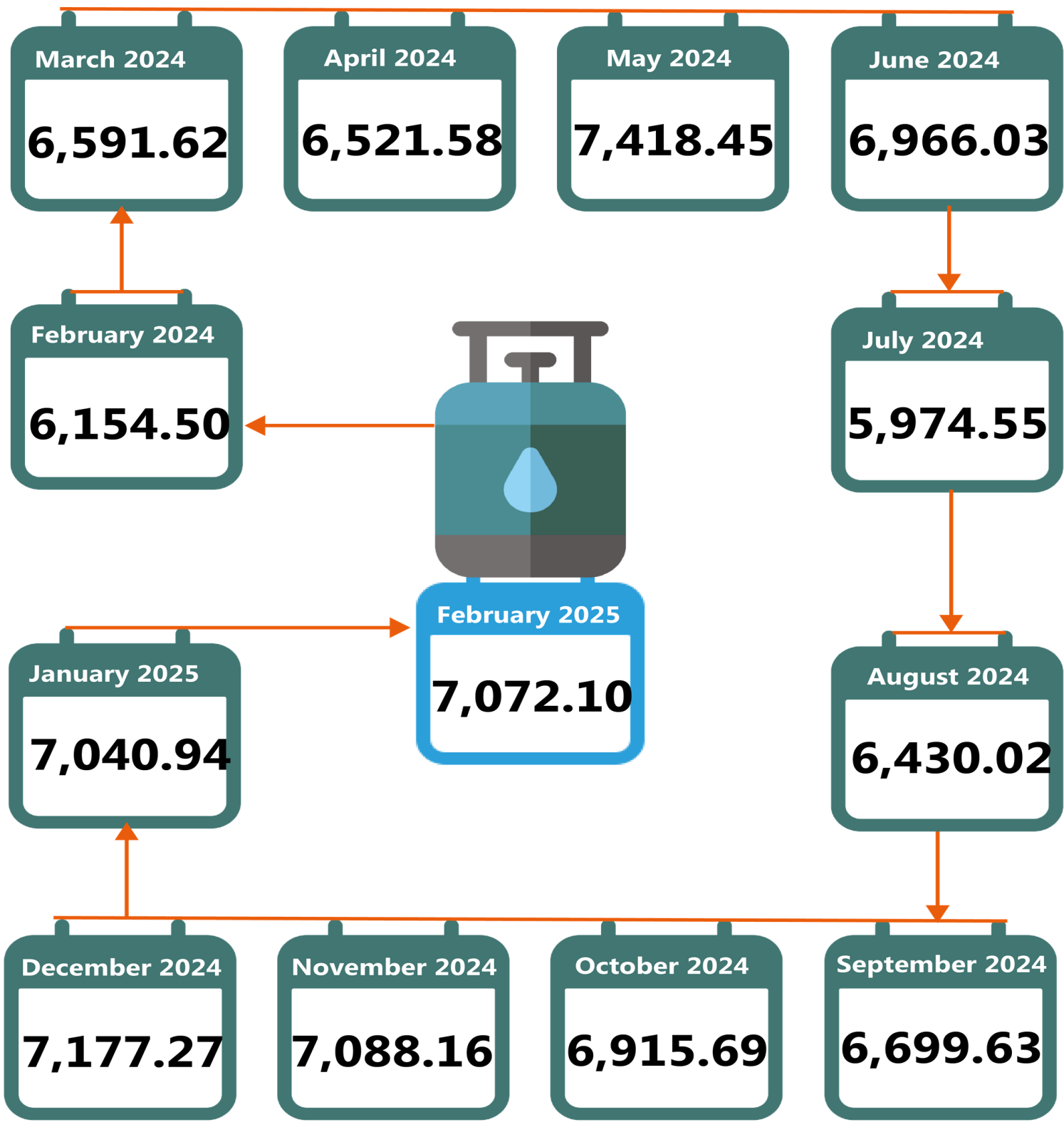


LIQUEFIED PETROLEUM GAS (COOKING GAS)
PRICE WATCH - FEBRUARY 2025

Average Cooking Gas Prices Across Zones – 5KG Refilling



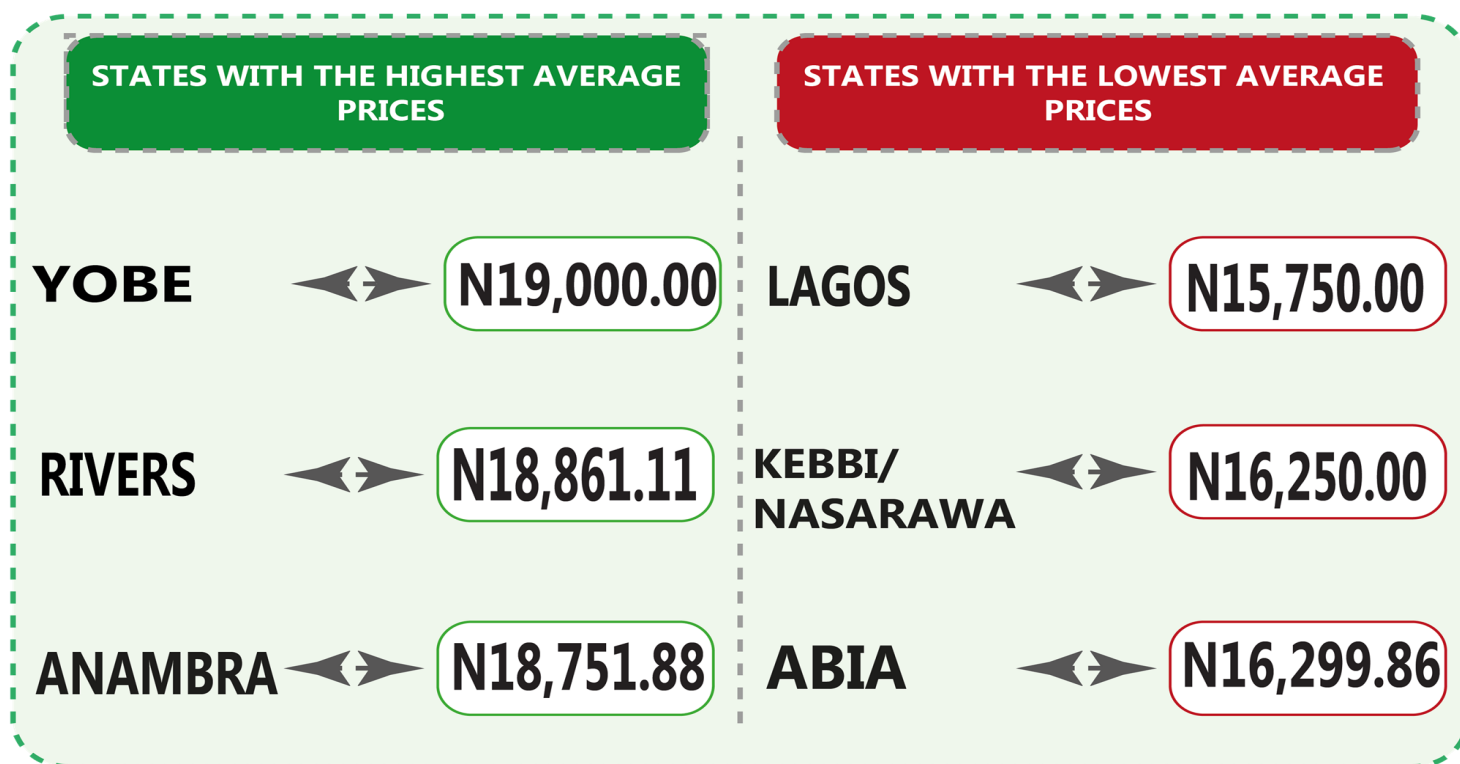
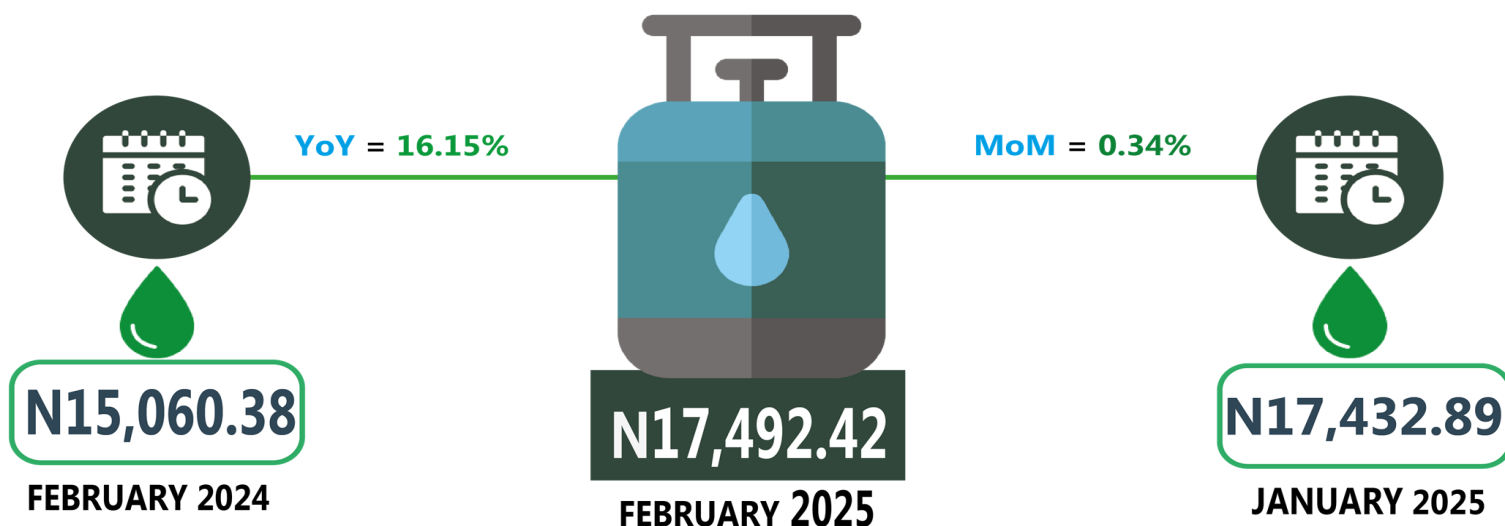
LIQUEFIED PETROLEUM GAS (COOKING GAS)
PRICE WATCH - FEBRUARY 2025
12 Month Average Prices– 5KG Refilling



LIQUEFIED PETROLEUM GAS (COOKING GAS)

PRICE WATCH -FEBRUARY 2025

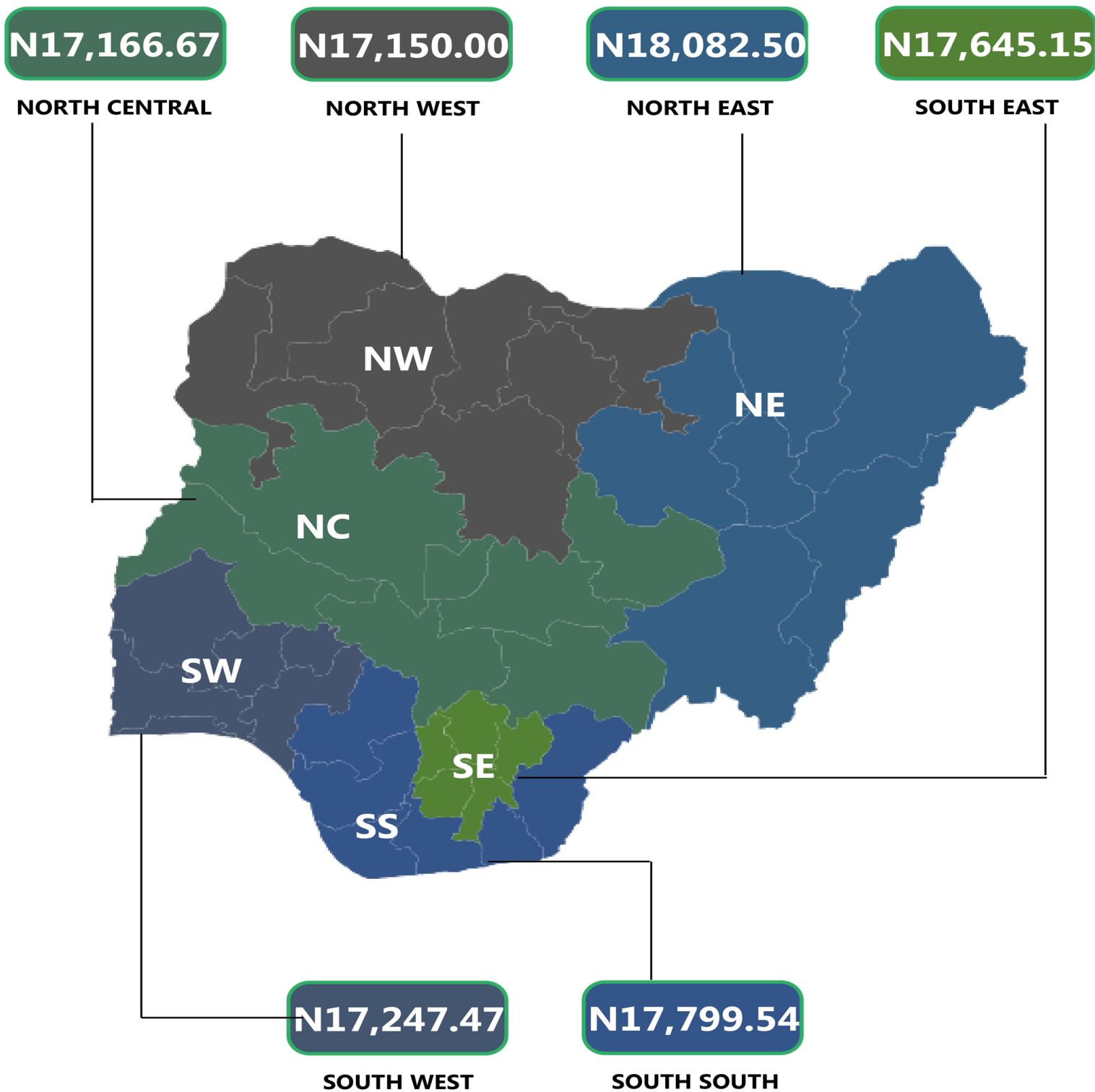
Average Cooking Gas Prices Across States – 12.5KG Refilling



LIQUEFIED PETROLEUM GAS (COOKING GAS)

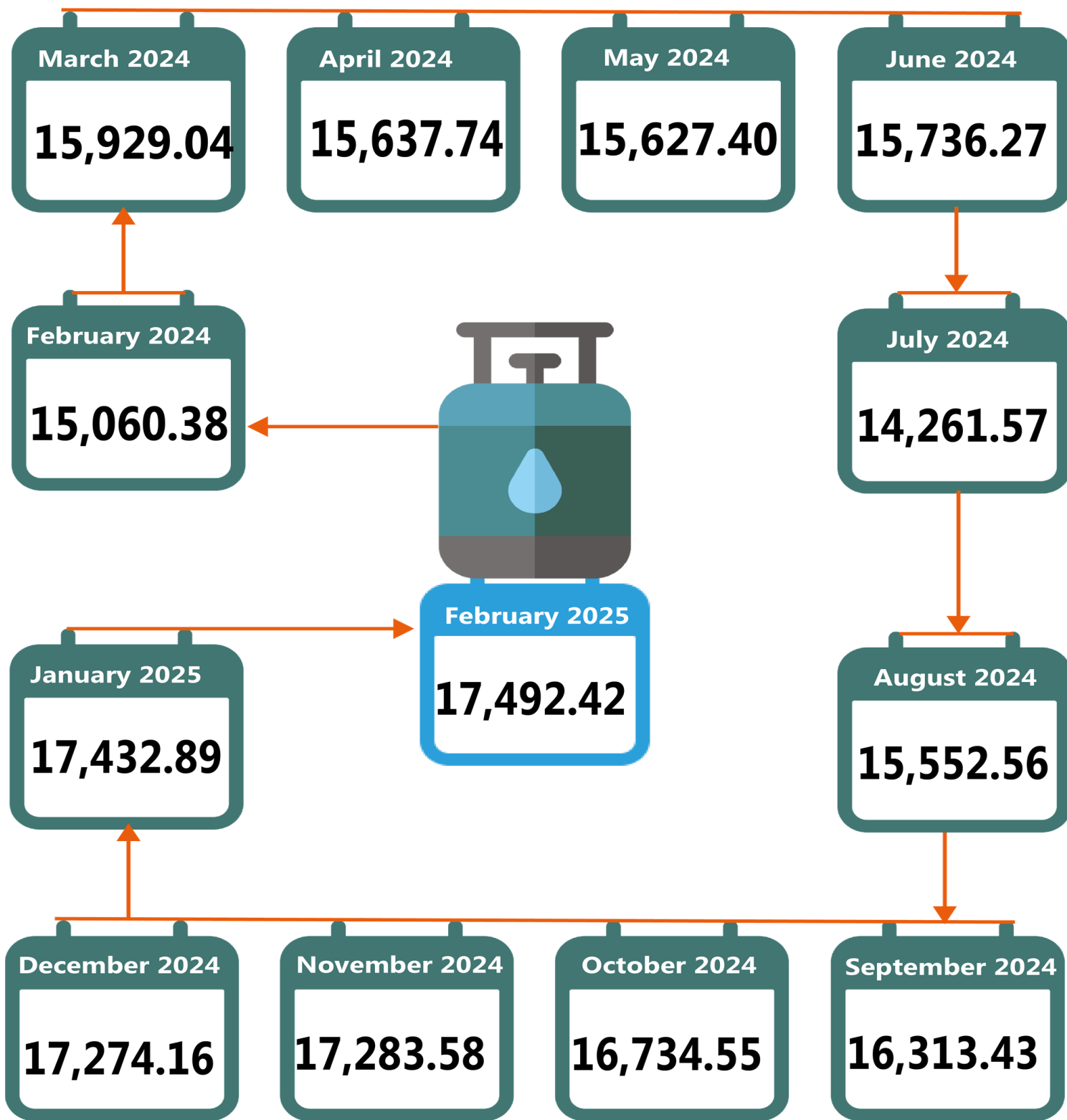
PRICE WATCH - FEBRUARY 2025

Average Cooking Gas Prices Across Zones – 12.5KG Refilling



LIQUEFIED PETROLEUM GAS (COOKING GAS) PRICE WATCH -FEBRUARY 2025

12 Month Average Prices– 12.5KG Refilling



APPENDIX

5KG						
	Average of Feb-24	Average of Jan-25	Average of Feb-25	MoM	YoY	
NORTH CENTRAL	5723.02	7016.01	6963.81		-0.74	21.68
Abuja	6075.00	7150.00	7020.00		-1.82	15.56
Benue	5500.00	7190.00	7180.00		-0.14	30.55
Kogi	5675.00	6677.33	6720.00		0.64	18.41
Kwara	5650.00	6785.94	6900.00		1.68	22.12
Nasarawa	5750.00	7052.00	7180.00		1.82	24.87
Niger	5511.11	6660.00	6580.00		-1.20	19.40
Plateau	5900.00	7596.80	7166.67		-5.66	21.47
NORTH EAST	5802.26	7316.00	7399.67		1.14	27.53
Adamawa	5385.00	6680.00	6800.00		1.80	26.28
Bauchi	6011.25	7320.00	7380.00		0.82	22.77
Borno	6244.21	6756.00	6888.00		1.95	10.31
Gombe	6510.60	7260.00	7280.00		0.28	11.82
Taraba	5750.00	8120.00	8250.00		1.60	43.48
Yobe	4912.50	7760.00	7800.00		0.52	58.78
NORTH WEST	5987.62	6821.02	6867.14		0.68	14.69
Jigawa	6250.00	7137.50	7377.50		3.36	18.04
Kaduna	5983.33	6787.50	6762.50		-0.37	13.02
Kano	6080.00	6708.00	6710.00		0.03	10.36
Katsina	5625.00	6960.00	7000.00		0.57	24.44
Kebbi	5350.00	6397.50	6500.00		1.60	21.50
Sokoto	5875.00	7006.67	7120.00		1.62	21.19
Zamfara	6750.00	6750.00	6600.00		-2.22	-2.22
SOUTH EAST	6616.57	6966.15	6990.06		0.34	5.64
Abia	6557.14	6773.73	6719.95		-0.79	2.48
Anambra	6750.00	6875.00	6800.75		-1.08	0.75
Ebonyi	6500.00	7032.00	7111.49		1.13	9.41
Enugu	6490.00	7094.44	7206.44		1.58	11.04
Imo	6785.71	7055.59	7111.67		0.79	4.80
SOUTH SOUTH	6460.95	7040.81	7129.81		1.26	10.35
Akwa Ibom	6508.33	7300.00	7440.00		1.92	14.31
Bayelsa	6330.00	6870.00	6900.00		0.44	9.00
Cross River	6250.00	6990.00	7030.00		0.57	12.48
Delta	6641.67	6616.00	6700.00		1.27	0.88
Edo	6457.14	6964.44	7164.44		2.87	10.95
Rivers	6578.57	7504.44	7544.44		0.53	14.68
SOUTH WEST	6513.30	7113.99	7120.65		0.09	9.32
Ekiti	6485.71	7092.80	7132.80		0.56	9.98
Lagos	6820.00	7466.67	7630.00		2.19	11.88
Ogun	6153.13	7022.86	7102.86		1.14	15.43
Ondo	6384.62	6593.67	6618.90		0.38	3.67
Osun	6589.29	7222.22	7382.22		2.22	12.03
Oyo	6647.06	7285.71	6857.14		-5.88	3.16
Average	6154.50	7040.94	7072.10		0.44	14.91

12.5KG					
	Average of Feb-24	Average of Jan-25	Average of Feb-25	MoM	YoY
NORTH CENTRAL	14823.79	17197.88	17166.67	-0.18	15.80
Abuja	15187.50	17550.00	17550.00	0.00	15.56
Benue	14437.50	17975.00	17950.00	-0.14	24.33
Kogi	15234.38	16693.33	16800.00	0.64	10.28
Kwara	14450.00	16964.85	17250.00	1.68	19.38
Nasarawa	15000.00	15880.00	16250.00	2.33	8.33
Niger	14385.71	16330.00	16450.00	0.73	14.35
Plateau	15071.43	18991.99	17916.67	-5.66	18.88
NORTH EAST	14035.88	17956.67	18082.50	0.70	28.83
Adamawa	14200.00	16700.00	17000.00	1.80	19.72
Bauchi	13167.50	18300.00	18450.00	0.82	40.12
Borno	14000.00	16890.00	17220.00	1.95	23.00
Gombe	15497.75	18150.00	18200.00	0.28	17.44
Taraba	13740.00	18300.00	18625.00	1.78	35.55
Yobe	13610.00	19400.00	19000.00	-2.06	39.60
NORTH WEST	14553.96	17123.99	17150.00	0.15	17.84
Jigawa	14933.33	18343.75	18443.75	0.55	23.51
Kaduna	13947.73	16968.75	16906.25	-0.37	21.21
Kano	16125.00	16770.00	16775.00	0.03	4.03
Katsina	13562.50	17400.00	17550.00	0.86	29.40
Taraba	13750.00	15993.75	16250.00	1.60	18.18
Sokoto	15267.50	17516.67	17550.00	0.19	14.95
Zamfara	14291.67	16875.00	16575.00	-1.78	15.98
SOUTH EAST	15954.60	17295.38	17645.15	2.02	10.60
Abia	15888.89	16334.33	16299.86	-0.21	2.59
Anambra	15906.67	17187.50	18751.88	9.10	17.89
Ebonyi	16033.33	17580.00	17778.71	1.13	10.89
Enugu	15930.77	17736.11	17616.11	-0.68	10.58
Imo	16013.33	17638.97	17779.17	0.79	11.03
SOUTH SOUTH	15943.40	17722.87	17799.54	0.43	11.64
Akwa Ibom	16245.83	18500.00	18600.00	0.54	14.49
Bayelsa	15750.00	17500.00	17550.00	0.29	11.43
Cross River	15781.25	17475.00	17575.00	0.57	11.37
Delta	16333.33	16540.00	16750.00	1.27	2.55
Edo	16321.43	17561.11	17461.11	-0.57	6.98
Rivers	15228.57	18761.11	18861.11	0.53	23.85
SOUTH WEST	15323.54	17368.30	17247.47	-0.70	12.56
Ekiti	15062.50	17732.00	17832.00	0.56	18.39
Lagos	14207.14	16166.67	15750.00	-2.58	10.86
Ogun	16375.00	17557.14	17757.14	1.14	8.44
Ondo	14957.69	16484.17	16547.26	0.38	10.63
Osun	16104.55	18055.56	18455.56	2.22	14.60
Oyo	15234.38	18214.29	17142.86	-5.88	12.53
Average	15060.38	17432.89	17492.42	0.34	16.15

CONTACT



National Bureau of Statistics

Head Office

No 1, Wole Olanipekun Street,
Formerly, Plot 762 Independence
Avenue
Off Constitution Avenue,
CBD, Abuja, F. C. T.

Mr. Ichedi S.J

Information Desk

Head, Communication & Public
Relations Department (C&PRD)
Phone: +2348037051701
sjichedi@nigerianstat.gov.ng

Moses Mathew

Statistical Information Officer

Phone: +2347069071157
matmoses@nigerianstat.gov.ng

Dr A.A. Ayo

Head Prices Division

Phone: +2348036082904
anthonyayo@nigerianstat.gov.ng



@nbs_nigeria



NBSNigeria



Nbs_nigeria

