



NATIONAL BUREAU OF STATISTICS

Liquefied Petroleum Gas (Cooking Gas) Price Watch

(MARCH 2025)

Report Date: April 2025

Data Source: National Bureau of Statistics (NBS)

CONTENT

Methodology	3
Executive Summary	4
Average Cooking Gas Prices across States – 5KG Refilling	5
Average Cooking Gas Prices across Zones – 5KG Refilling	6
12 Month Average Prices – 5KG Refilling	7
Average Cooking Gas Prices across States – 12.5KG Refilling	8
Average Cooking Gas Prices across Zones – 12.5KG Refilling	9
12 Month Average Prices – 12.5KG Refilling	10
Appendix	11
Contact	13

METHODOLOGY

Fieldwork is done solely by over 700 NBS Staff in all the States of the federation, supported by supervisors whom internal and external observers monitor.

Gas Prices are collected across all the 774 local governments across all States and the FCT from over 10,000 respondents and outlets and the estimates reflect the weights derived from estimates of household expenditures on gas and the actual prices households bought different KG of gases.

The average prices are reported for each state and the country.

The NBS audit team subsequently conducts randomly selected verification of prices recorded.


EXECUTIVE SUMMARY

The average retail price for refilling a 5kg Cylinder of Liquefied Petroleum Gas (Cooking Gas) increased by 3.54% on a month-on-month basis from N7,072.10 recorded in February 2025 to N7,322.49 in March 2025. On a year-on-year basis, this increased by 11.09% from N6,591.62 in March 2024. On state profile analysis, Sokoto recorded the highest average price for refilling a 5kg Cylinder of Liquefied Petroleum Gas (Cooking Gas) with N8,157.38, followed by Rivers with N8,085.92, and Taraba with N8,056.75. On the other hand, Kebbi recorded the lowest price with N6,336.28, followed by Oyo and Kwara with N6,684.31 and N6,728.09, respectively. In addition, analysis by zone showed that the South-South recorded the highest average retail price for refilling a 5kg Cylinder of Liquefied Petroleum Gas (Cooking Gas) with N7,598.13, followed by the South-East with N7,471.37, while the North-Central recorded the lowest with N7,047.23.

Also, the average retail price for refilling a 12.5kg Cylinder of Liquefied Petroleum Gas (Cooking Gas) increased by 5.51% on a month-on-month basis from N17,492.42 in February 2025 to N18,456.24 in March 2025. On a year-on-year basis, this rose by 15.87% from N15,929.04 in March 2024. On state profile analysis, Rivers recorded the highest average retail price for the refilling of a 12.5kg Cylinder of Liquefied Petroleum Gas (Cooking Gas) with N20,964.79 followed by Cross River with N20,934.23 and Akwa Ibom with N20,623.80. Conversely, the lowest average price was recorded in Nasarawa with N15,661.30, followed by Kebbi and Oyo with N15,840.70 and N16,710.77, respectively. Analysis by zone showed that the South-South recorded the highest average retail price for refilling a 12.5kg Cylinder of Liquefied Petroleum Gas (Cooking Gas) with N20,203.66, followed by the South-East with N19,138.43, while the North-Central recorded the lowest price with N17,296.65.

LIQUEFIED PETROLEUM GAS (COOKING GAS) PRICE WATCH -MARCH 2025

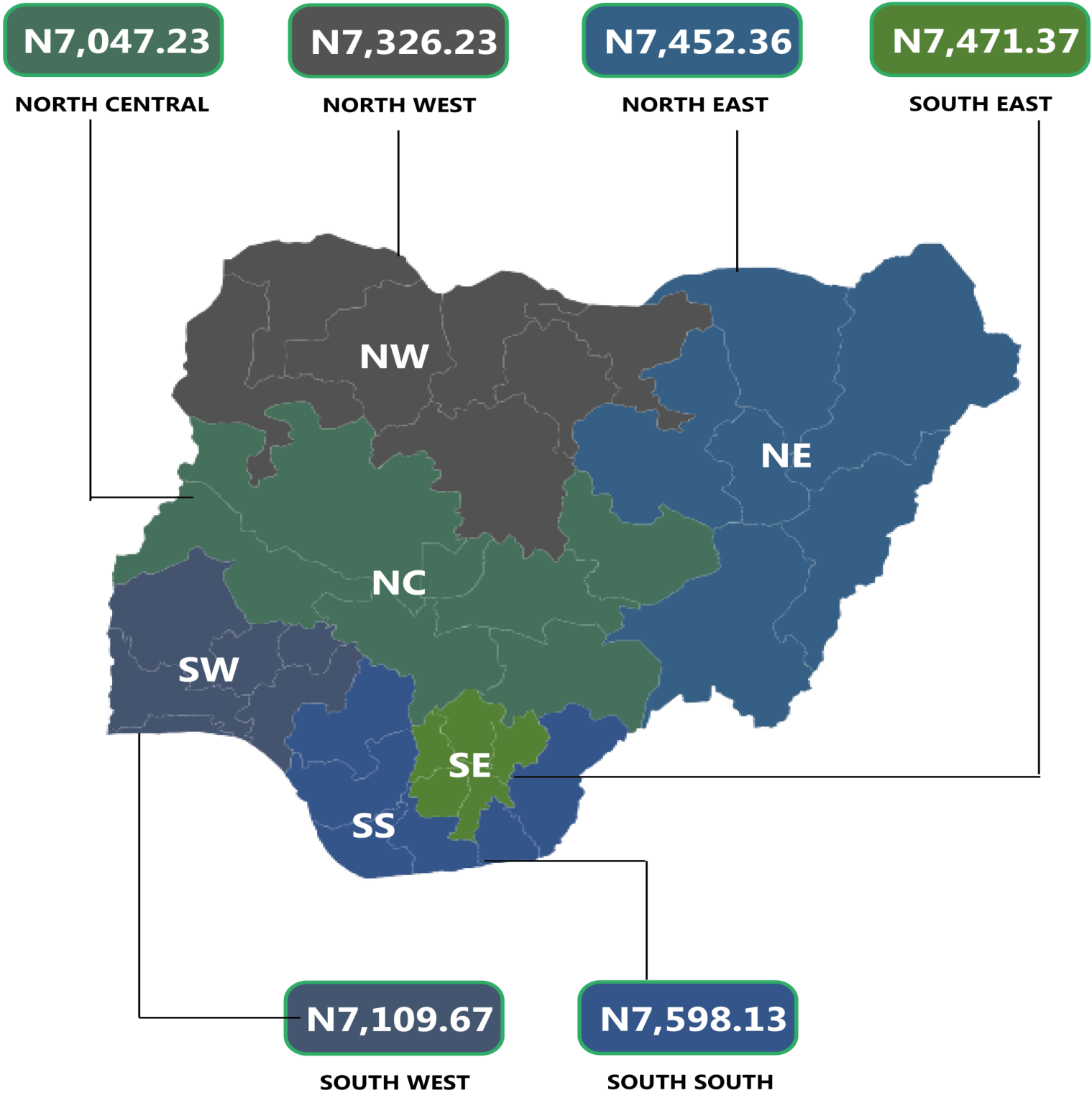
Average Cooking Gas Prices Across States – 5KG Refilling



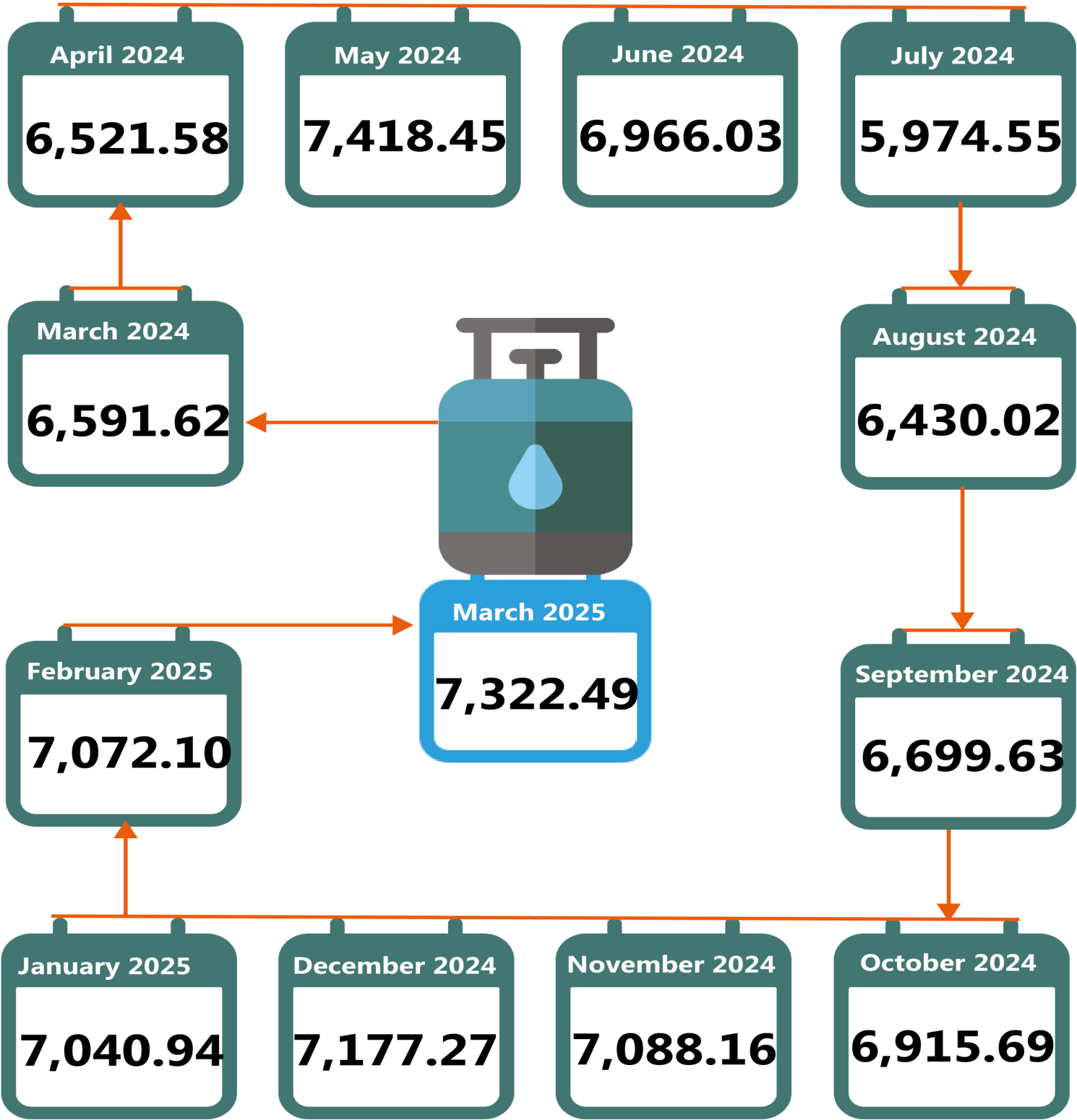
STATES WITH THE HIGHEST AVERAGE PRICES		STATES WITH THE LOWEST AVERAGE PRICES	
SOKOTO	N8,157.38	KEBBI	N6,336.28
RIVERS	N8,085.92	OYO	N6,684.31
TARABA	N8,056.75	KWARA	N6,728.09

LIQUEFIED PETROLEUM GAS (COOKING GAS)
PRICE WATCH - MARCH 2025

Average Cooking Gas Prices Across Zones – 5KG Refilling




LIQUEFIED PETROLEUM GAS (COOKING GAS)
PRICE WATCH - MARCH 2025
12 Month Average Prices– 5KG Refilling



LIQUEFIED PETROLEUM GAS (COOKING GAS) PRICE WATCH -MARCH 2025

Average Cooking Gas Prices Across States – 12.5KG Refilling



STATES WITH THE HIGHEST AVERAGE PRICES		STATES WITH THE LOWEST AVERAGE PRICES	
RIVERS	N20,964.79	NASARAWA	N15,661.30
CROSS RIVER	N20,934.23	KEBBI	N15,840.70
AKWA IBOM	N20,623.80	OYO	N16,710.77

LIQUEFIED PETROLEUM GAS (COOKING GAS)

PRICE WATCH -MARCH 2025

Average Cooking Gas Prices Across Zones – 12.5KG Refilling



N17,296.65

NORTH CENTRAL

N18,315.59

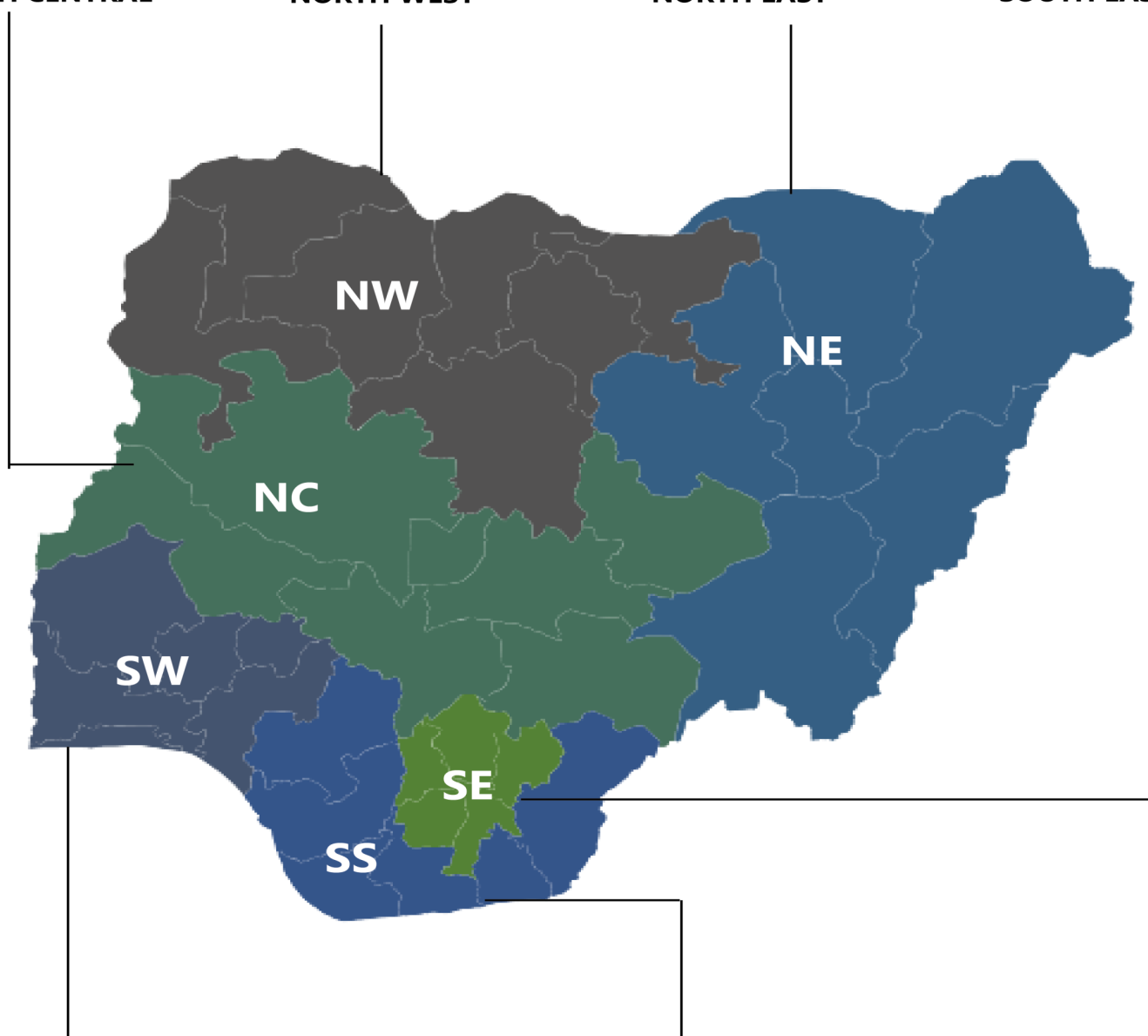
NORTH WEST

N18,547.66

NORTH EAST

N19,138.43

SOUTH EAST



N17,565.83

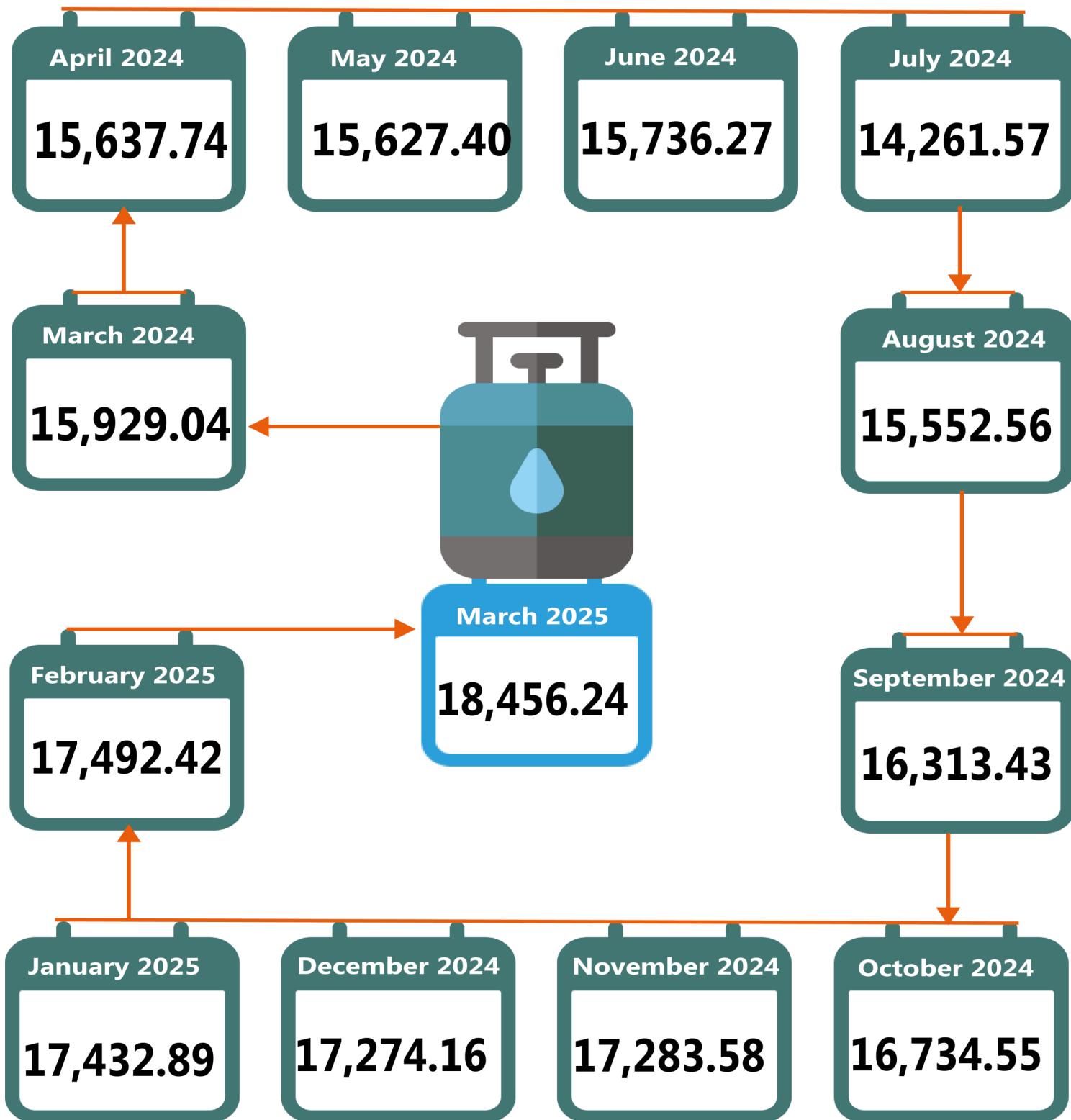
SOUTH WEST

N20,203.66

SOUTH SOUTH

LIQUEFIED PETROLEUM GAS (COOKING GAS) PRICE WATCH -MARCH 2025

12 Month Average Prices– 12.5KG Refilling



APPENDIX

5KG					
	Average of Mar-24	Average of Feb-25	Average of Mar-25	MoM	YoY
NORTH CENTRAL	6442.52	6963.81	7047.23	1.20	9.39
Abuja	6820.00	7020.00	7144.19	1.77	4.75
Benue	6260.00	7180.00	7508.10	4.57	19.94
Kogi	6453.85	6720.00	7266.08	8.13	12.59
Kwara	6090.00	6900.00	6728.09	-2.49	10.48
Nasarawa	6325.00	7180.00	6864.52	-4.39	8.53
Niger	6557.14	6580.00	6831.55	3.82	4.18
Plateau	6591.67	7166.67	6988.09	-2.49	6.01
NORTH EAST	6221.25	7399.67	7452.36	0.71	19.79
Adamawa	5312.50	6800.00	7315.68	7.58	37.71
Bauchi	6500.00	7380.00	7900.60	7.05	21.55
Borno	6640.00	6888.00	6895.84	0.11	3.85
Gombe	6500.00	7280.00	7518.91	3.28	15.68
Taraba	5375.00	8250.00	8056.75	-2.34	49.89
Yobe	7000.00	7800.00	7026.40	-9.92	0.38
NORTH WEST	6578.30	6867.14	7326.23	6.69	11.37
Jigawa	6687.50	7377.50	7042.77	-4.54	5.31
Kaduna	6270.00	6762.50	7332.54	8.43	16.95
Kano	7609.00	6710.00	7949.56	18.47	4.48
Katsina	5654.55	7000.00	7358.35	5.12	30.13
Kebbi	7143.75	6500.00	6336.28	-2.52	-11.30
Sokoto	7133.33	7120.00	8157.38	14.57	14.36
Zamfara	5550.00	6600.00	7106.77	7.68	28.05
SOUTH EAST	6611.79	6990.06	7471.37	6.89	13.00
Abia	6528.75	6719.95	7508.05	11.73	15.00
Anambra	6614.71	6800.75	7112.27	4.58	7.52
Ebonyi	6600.00	7111.49	7248.13	1.92	9.82
Enugu	6558.33	7206.44	7500.36	4.08	14.36
Imo	6757.14	7111.67	7988.05	12.32	18.22
SOUTH SOUTH	7003.08	7129.81	7598.13	6.57	8.50
Akwa Ibom	7162.50	7440.00	8049.52	8.19	12.38
Bayelsa	7045.00	6900.00	7190.00	4.20	2.06
Cross River	7107.14	7030.00	7473.69	6.31	5.16
Delta	6944.44	6700.00	7015.30	4.71	1.02
Edo	6921.88	7164.44	7774.36	8.51	12.32
Rivers	6837.50	7544.44	8085.92	7.18	18.26
SOUTH WEST	6723.22	7120.65	7109.67	-0.15	5.75
Ekiti	6417.65	7132.80	7195.72	0.88	12.12
Lagos	6295.00	7630.00	7279.70	-4.59	15.64
Ogun	7363.64	7102.86	7195.58	1.31	-2.28
Ondo	6557.69	6618.90	6961.59	5.18	6.16
Osun	7133.33	7382.22	7341.09	-0.56	2.91
Oyo	6572.00	6857.14	6684.31	-2.52	1.71
Average	6591.62	7072.10	7322.49	3.54	11.09

12.5KG					
	Average of Mar-24	Average of Feb-25	Average of Mar-25	MoM	YoY
NORTH CENTRAL	15957.81	17166.67	17296.65	0.76	8.39
Abuja	15965.00	17550.00	17110.48	-2.50	7.17
Benue	16415.00	17950.00	18770.26	4.57	14.35
Kogi	15693.33	16800.00	18165.20	8.13	15.75
Kwara	15700.00	17250.00	16820.22	-2.49	7.14
Nasarawa	15967.92	16250.00	15661.30	-3.62	-1.92
Niger	15689.29	16450.00	17078.87	3.82	8.86
Plateau	16274.17	17916.67	17470.23	-2.49	7.35
NORTH EAST	14943.48	18082.50	18547.66	2.57	24.12
Adamawa	14625.00	17000.00	18289.20	7.58	25.05
Bauchi	14484.25	18450.00	19752.00	7.06	36.37
Borno	14863.64	17220.00	17239.60	0.11	15.99
Gombe	15460.00	18200.00	18797.28	3.28	21.59
Taraba	15114.00	18625.00	20141.88	8.14	33.27
Yobe	15114.00	19000.00	17066.00	-10.18	12.92
NORTH WEST	15235.94	17150.00	18315.59	6.80	20.21
Jigawa	16255.00	18443.75	17606.93	-4.54	8.32
Kaduna	14753.13	16906.25	18331.34	8.43	24.25
Kano	16039.29	16775.00	19873.90	18.47	23.91
Katsina	12400.00	17550.00	18395.86	4.82	48.35
Taraba	13137.50	16250.00	15840.70	-2.52	20.58
Sokoto	17833.33	17550.00	20393.45	16.20	14.36
Zamfara	16233.33	16575.00	17766.93	7.19	9.45
SOUTH EAST	16734.87	17645.15	19138.43	8.46	14.36
Abia	16221.88	16299.86	18820.12	15.46	16.02
Anambra	17417.65	18751.88	18280.68	-2.51	4.95
Ebonyi	17214.29	17778.71	19870.33	11.76	15.43
Enugu	15856.25	17616.11	18750.91	6.44	18.26
Imo	16964.29	17779.17	19970.13	12.32	17.72
SOUTH SOUTH	16859.85	17799.54	20203.66	13.51	19.83
Akwa Ibom	17000.00	18600.00	20623.80	10.88	21.32
Bayelsa	17165.00	17550.00	19475.00	10.97	13.46
Cross River	16984.38	17575.00	20934.23	19.11	23.26
Delta	16972.22	16750.00	20038.26	19.63	18.07
Edo	16562.50	17461.11	19185.89	9.88	15.84
Rivers	16475.00	18861.11	20964.79	11.15	27.25
SOUTH WEST	16087.30	17247.47	17565.83	1.85	9.19
Ekiti	15893.33	17832.00	16739.31	-6.13	5.32
Lagos	15394.64	15750.00	18199.25	15.55	18.22
Ogun	15033.33	17757.14	17988.96	1.31	19.66
Ondo	16367.86	16547.26	17403.98	5.18	6.33
Osun	17588.46	18455.56	18352.72	-0.56	4.35
Oyo	16246.15	17142.86	16710.77	-2.52	2.86
Average	15929.04	17492.42	18456.24	5.51	15.87

CONTACT



National Bureau of Statistics

Head Office

No 1, Wole Olanipekun Street,
Formerly, Plot 762 Independence
Avenue
Off Constitution Avenue,
CBD, Abuja, F. C. T.

Mr. Ichedi S.J

Information Desk

Head, Communication & Public
Relations Department (C&PRD)
Phone: +2348037051701
sjichedi@nigerianstat.gov.ng

Moses Mathew

Statistical Information Officer

Phone: +2347069071157
matmoses@nigerianstat.gov.ng

Dr A.A. Ayo

Head Prices Division

Phone: +2348036082904
anthonyayo@nigerianstat.gov.ng



@nbs_nigeria



NBSNigeria



Nbs_nigeria

