



NATIONAL BUREAU OF STATISTICS

Liquefied Petroleum Gas (Cooking Gas) Price Watch

(APRIL 2025)

Report Date: May 2025

Data Source: National Bureau of Statistics (NBS)

CONTENT

Methodology	3
Executive Summary	4
Average Cooking Gas Prices across States – 5KG Refilling	5
Average Cooking Gas Prices across Zones – 5KG Refilling	6
12 Month Average Prices – 5KG Refilling	7
Average Cooking Gas Prices across States – 12.5KG Refilling	8
Average Cooking Gas Prices across Zones – 12.5KG Refilling	9
12 Month Average Prices – 12.5KG Refilling	10
Appendix	11
Contact	13

METHODOLOGY

Fieldwork is done solely by over 700 NBS Staff in all the States of the federation, supported by supervisors whom internal and external observers monitor.

Gas Prices are collected across all the 774 local governments across all States and the FCT from over 10,000 respondents and outlets and the estimates reflect the weights derived from estimates of household expenditures on gas and the actual prices households bought different KG of gases.

The average prices are reported for each state and the country.

The NBS audit team subsequently conducts randomly selected verification of prices recorded.

EXECUTIVE SUMMARY

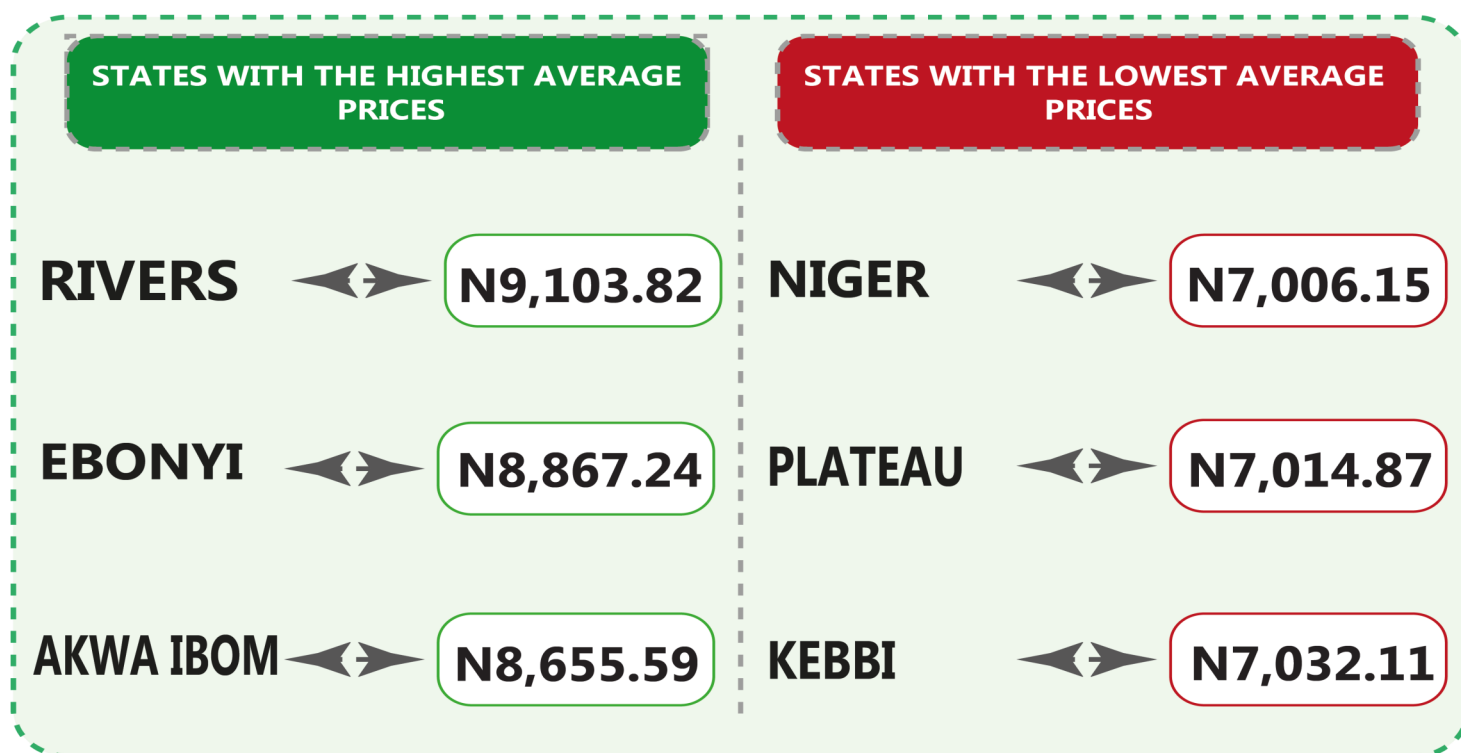

The average retail price for refilling a 5kg Cylinder of Liquefied Petroleum Gas (Cooking Gas) increased by 7.69% on a month-on-month basis from N7,322.49 recorded in March 2025 to N7,885.60 in April 2025. On a year-on-year basis, this increased by 20.92% from N6,521.58 in April 2024. On state profile analysis, Rivers recorded the highest average price for refilling a 5kg Cylinder of Liquefied Petroleum Gas (Cooking Gas) with N9,103.82, followed by Ebonyi with N8,867.24, and Akwa Ibom with N8,655.59. On the other hand, Niger recorded the lowest price with N7,006.15, followed by Plateau and Kebbi with N7,014.87 and N7,032.11 respectively. In addition, analysis by zone showed that the South-South recorded the highest average retail price for refilling a 5kg Cylinder of Liquefied Petroleum Gas (Cooking Gas) with N8,447.78, followed by the South-East with N8,351.29, while the North-Central recorded the lowest with N7,432.22.

Also, the average retail price for refilling a 12.5kg Cylinder of Liquefied Petroleum Gas (Cooking Gas) increased by 9.82% on a month-on-month basis from N18,456.24 in March 2025 to N20,268.06 in April 2025. On a year-on-year basis, this rose by 29.61% from N15,637.74 in April 2024. On state profile analysis, Imo recorded the highest average retail price for the refilling of a 12.5kg Cylinder of Liquefied Petroleum Gas (Cooking Gas) with N22,938.73, followed by Delta with N22,831.70 and Rivers with N22,759.56. Conversely, the lowest average price was recorded in Kebbi with N18,080.27, followed by Nasarawa and Kwara with N18,106.85 and N18,173.67, respectively. Analysis by zone showed that the South-South recorded the highest average retail price for refilling a 12.5kg Cylinder of Liquefied Petroleum Gas (Cooking Gas) with N21,536.12, followed by the South-East with N21,528.23, while the North-Central recorded the lowest price with N19,330.55.

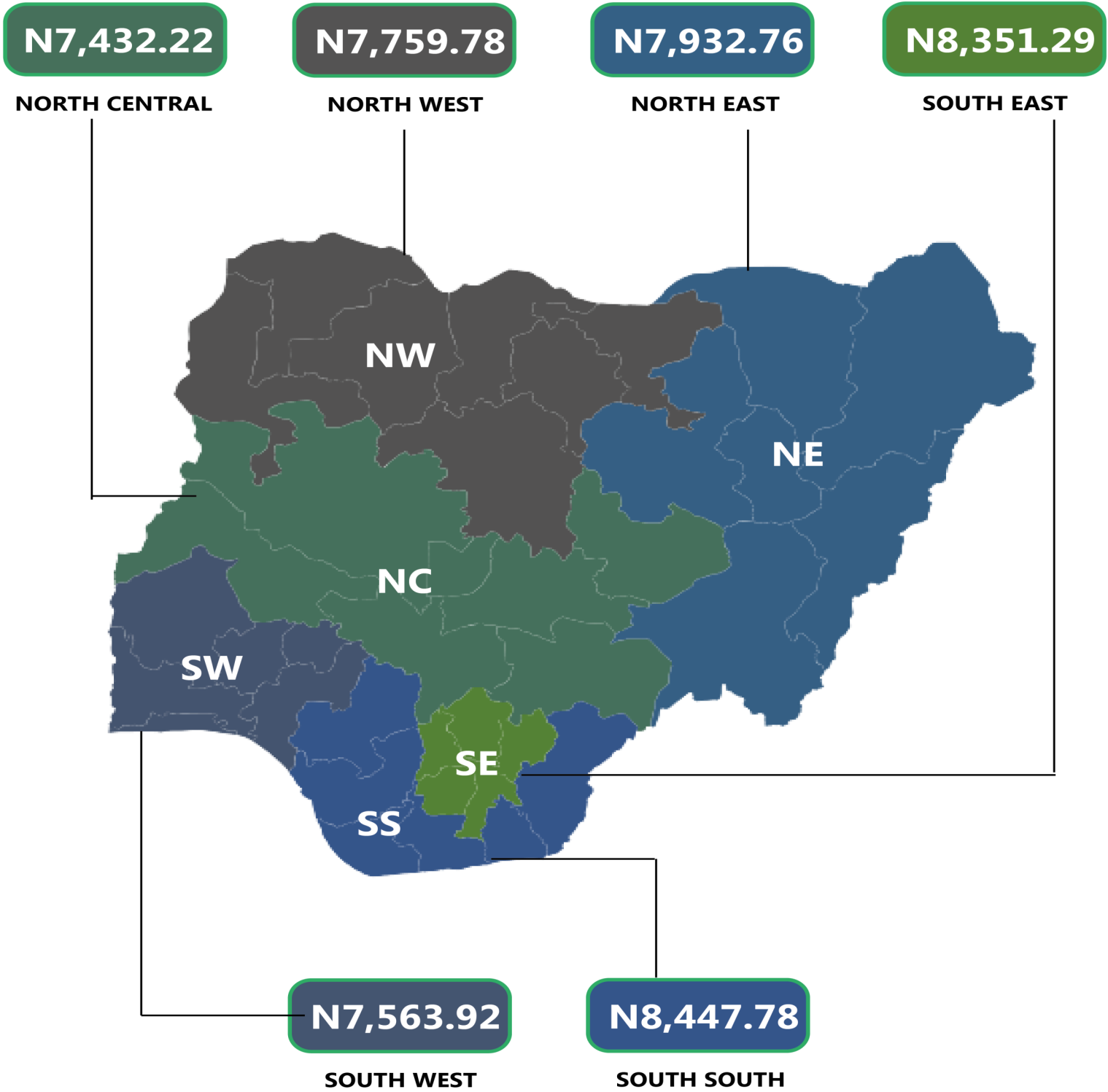
LIQUEFIED PETROLEUM GAS (COOKING GAS)

PRICE WATCH -APRIL 2025

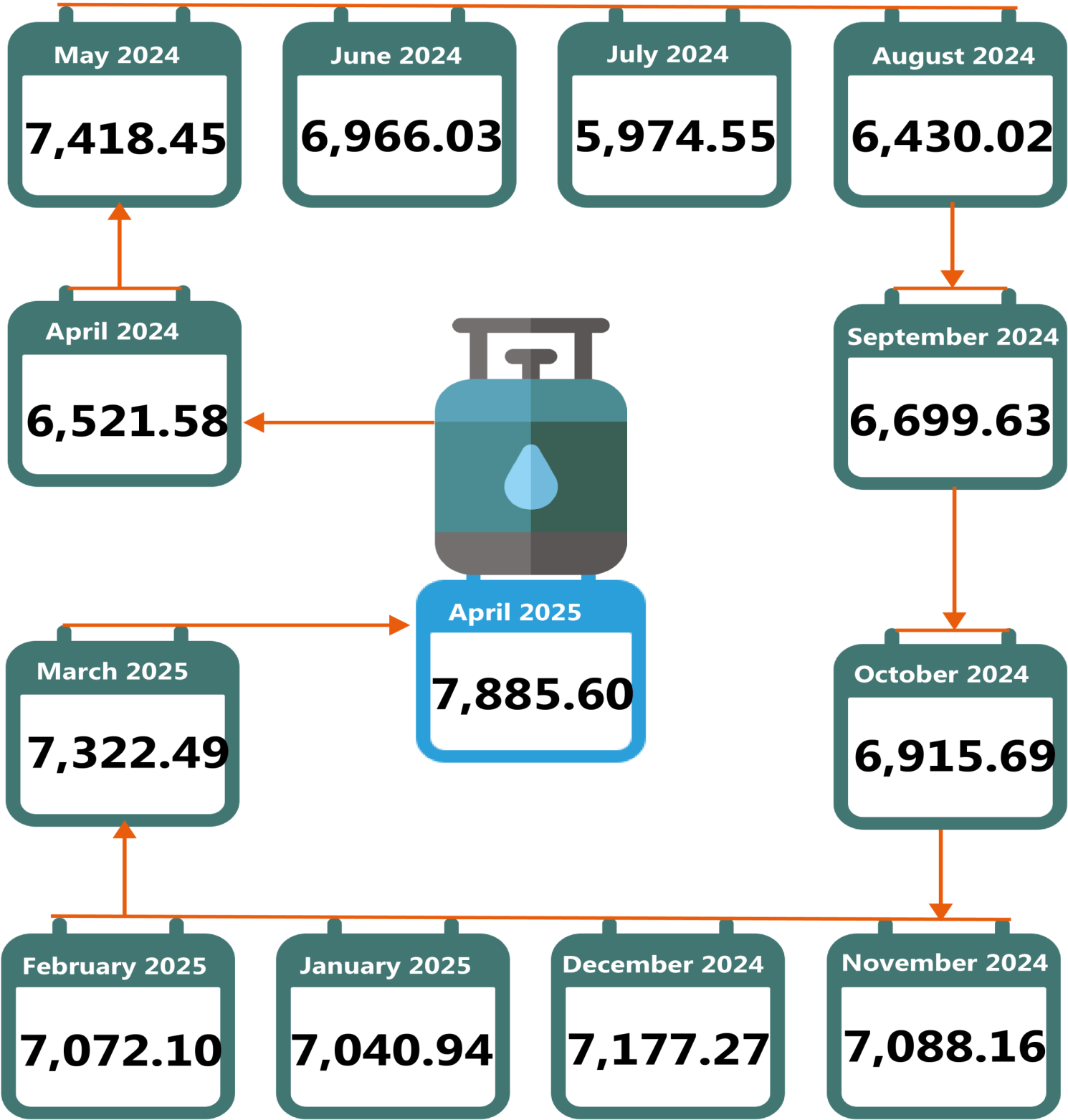
Average Cooking Gas Prices Across States – 5KG Refilling



LIQUEFIED PETROLEUM GAS (COOKING GAS)
PRICE WATCH - APRIL 2025
Average Cooking Gas Prices Across Zones – 5KG Refilling



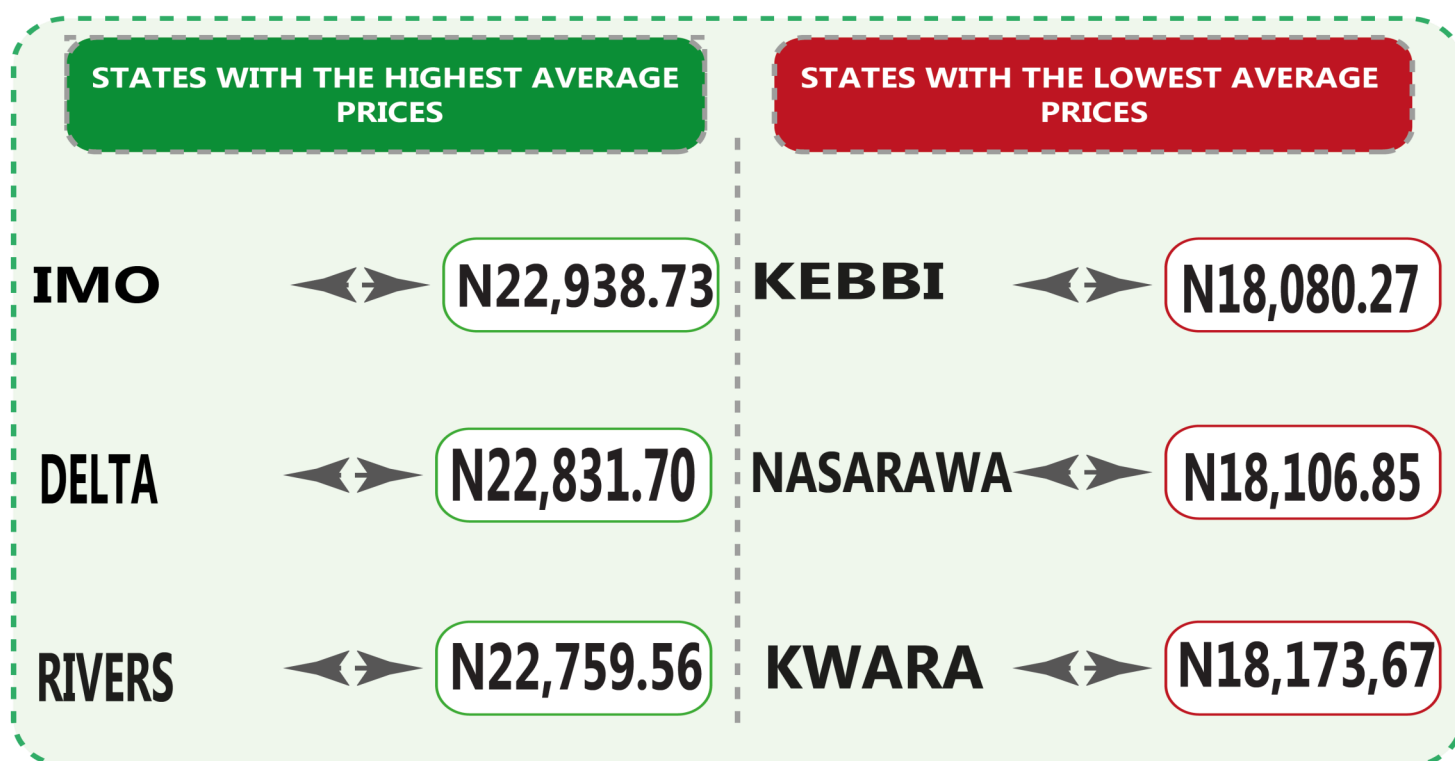
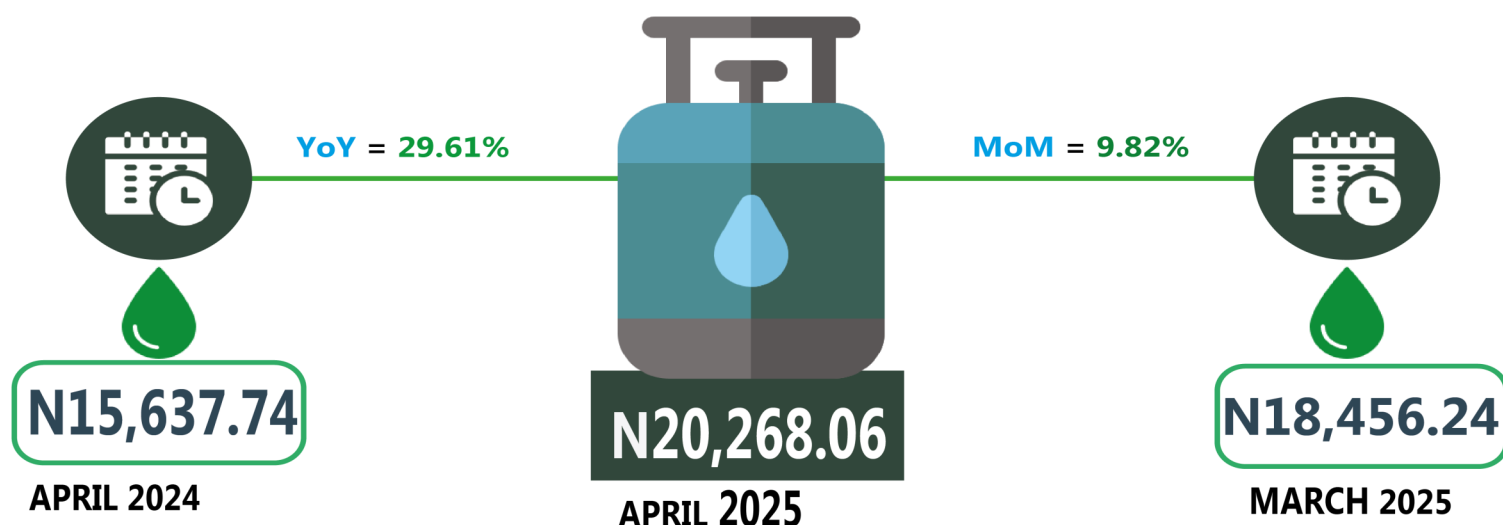
LIQUEFIED PETROLEUM GAS (COOKING GAS)
PRICE WATCH - APRIL 2025
12 Month Average Prices– 5KG Refilling



LIQUEFIED PETROLEUM GAS (COOKING GAS)

PRICE WATCH -APRIL 2025

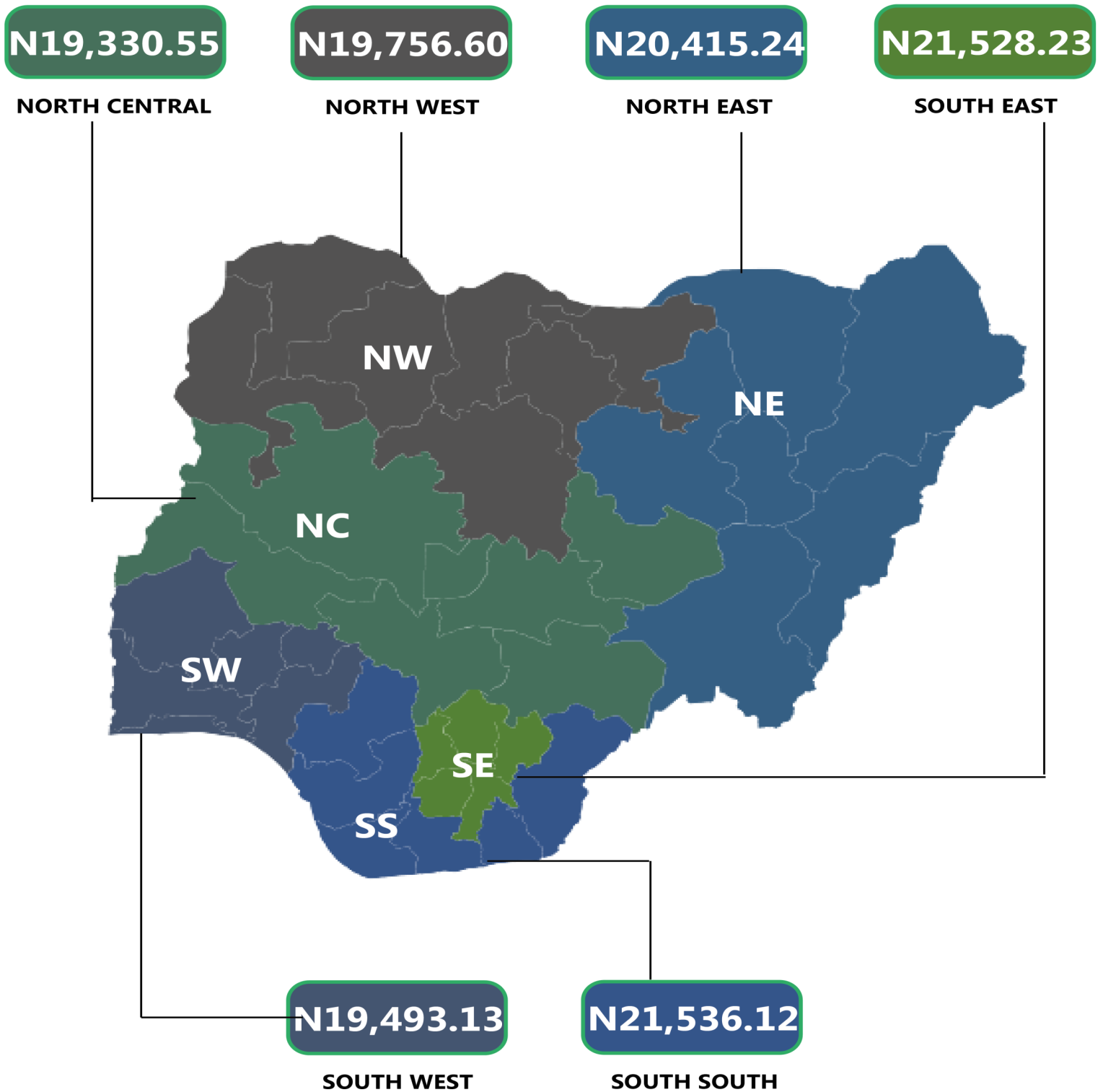
Average Cooking Gas Prices Across States – 12.5KG Refilling



LIQUEFIED PETROLEUM GAS (COOKING GAS)

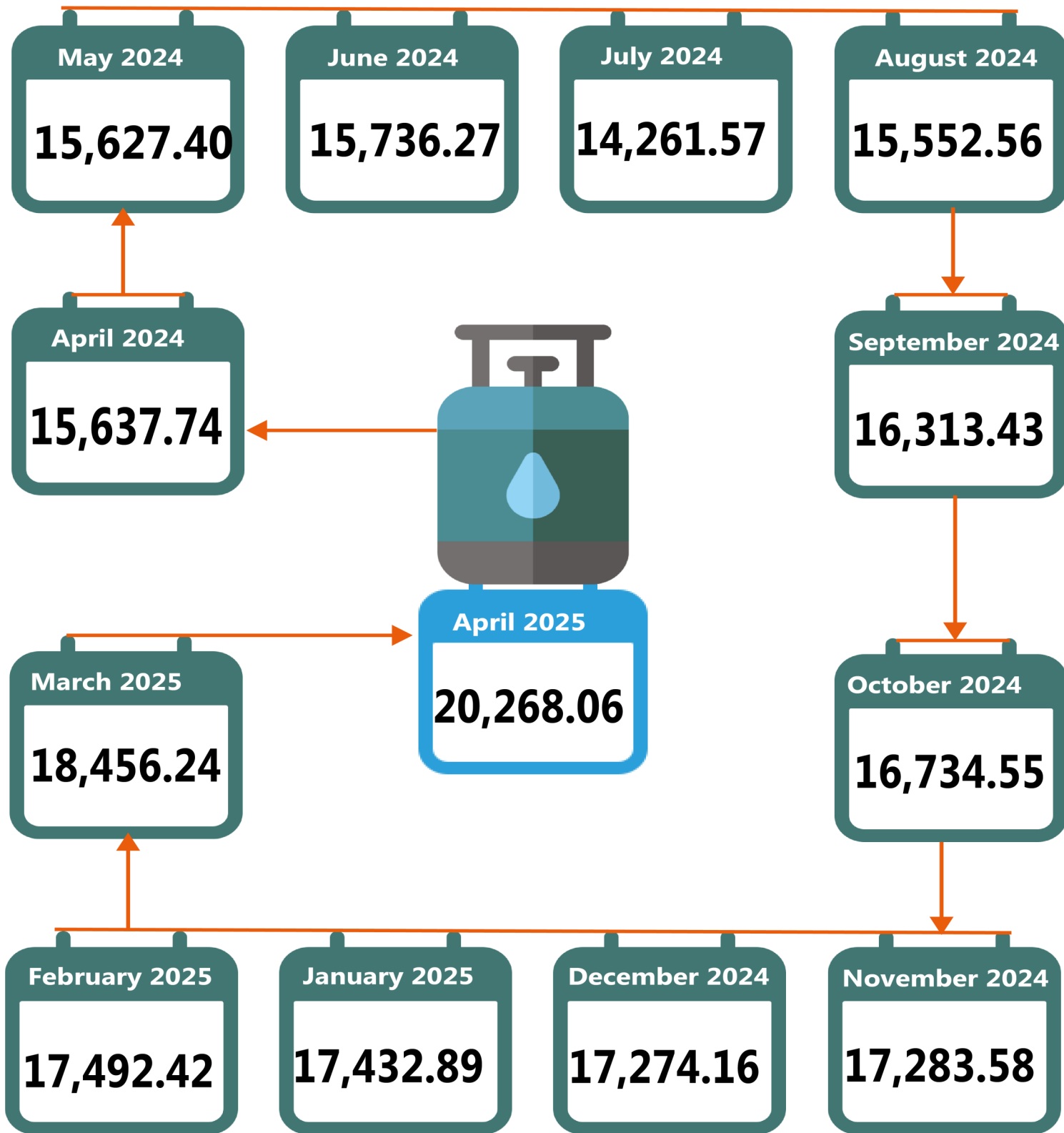
PRICE WATCH -APRIL 2025

Average Cooking Gas Prices Across Zones – 12.5KG Refilling



LIQUEFIED PETROLEUM GAS (COOKING GAS) PRICE WATCH -APRIL 2025

12 Month Average Prices– 12.5KG Refilling



APPENDIX

5KG					
	Average of Apr-24	Average of Mar-25	Average of Apr-25	MoM	YoY
NORTH CENTRAL	6544.47	7047.23	7432.22	5.46	13.56
Abuja	6500.00	7144.19	7699.44	7.77	18.45
Benue	6570.00	7508.10	8097.67	7.85	23.25
Kogi	6500.00	7266.08	7595.20	4.53	16.85
Kwara	6528.57	6728.09	7369.47	9.53	12.88
Nasarawa	6690.00	6864.52	7242.74	5.51	8.26
Niger	6500.00	6831.55	7006.15	2.56	7.79
Plateau	6522.73	6988.09	7014.87	0.38	7.55
NORTH EAST	6602.50	7452.36	7932.76	6.45	20.15
Adamawa	5470.00	7315.68	8040.61	9.91	46.99
Bauchi	7000.00	7900.60	8068.73	2.13	15.27
Borno	6886.67	6895.84	7512.29	8.94	9.08
Gombe	6391.67	7518.91	8175.37	8.73	27.91
Taraba	6904.17	8056.75	8404.11	4.31	21.73
Yobe	6962.50	7026.40	7395.47	5.25	6.22
NORTH WEST	6469.41	7326.23	7759.78	5.92	19.95
Jigawa	6306.79	7042.77	7268.42	3.20	15.25
Kaduna	6322.92	7332.54	8153.68	11.20	28.95
Kano	6998.67	7949.56	8419.96	5.92	20.31
Katsina	5981.82	7358.35	7177.52	-2.46	19.99
Kebbi	6758.75	6336.28	7032.11	10.98	4.04
Sokoto	6462.50	8157.38	8179.77	0.27	26.57
Zamfara	6454.46	7106.77	8087.03	13.79	25.29
SOUTH EAST	6204.86	7471.37	8351.29	11.78	34.59
Abia	6156.25	7508.05	8219.68	9.48	33.52
Anambra	6142.86	7112.27	8397.85	18.08	36.71
Ebonyi	6666.67	7248.13	8867.24	22.34	33.01
Enugu	5973.53	7500.36	8096.21	7.94	35.53
Imo	6085.00	7988.05	8175.49	2.35	34.35
SOUTH SOUTH	6767.27	7598.13	8447.78	11.18	24.83
Akwa Ibom	6722.22	8049.52	8655.59	7.53	28.76
Bayelsa	6875.00	7190.00	8590.60	19.48	24.95
Cross River	6750.00	7473.69	8442.25	12.96	25.07
Delta	6564.29	7015.30	8132.68	15.93	23.89
Edo	6961.11	7774.36	7761.75	-0.16	11.50
Rivers	6731.00	8085.92	9103.82	12.59	35.25
SOUTH WEST	6493.06	7109.67	7563.92	6.39	16.49
Ekiti	6404.55	7195.72	7299.92	1.45	13.98
Lagos	6840.00	7279.70	7477.62	2.72	9.32
Ogun	6250.00	7195.58	8177.23	13.64	30.84
Ondo	6636.67	6961.59	7257.53	4.25	9.35
Osun	6365.63	7341.09	8098.24	10.31	27.22
Oyo	6461.54	6684.31	7072.97	5.81	9.46
Average	6521.58	7322.49	7885.60	7.69	20.92

12.5KG					
	Average of Apr-24	Average of Mar-25	Average of Apr-25	MoM	YoY
NORTH CENTRAL	15038.87	17296.65	19330.55	11.76	28.54
Abuja	15050.00	17110.48	19248.61	12.50	27.90
Benue	15650.00	18770.26	20494.17	9.18	30.95
Kogi	13967.31	18165.20	19988.00	10.03	43.11
Kwara	14178.57	16820.22	18173.67	8.05	28.18
Nasarawa	15743.75	15661.30	18106.85	15.62	15.01
Niger	14864.29	17078.87	19265.36	12.80	29.61
Plateau	15818.18	17470.23	20037.17	14.69	26.67
NORTH EAST	15186.78	18547.66	20415.24	10.07	34.43
Adamawa	14088.75	18289.20	20851.52	14.01	48.00
Bauchi	13745.12	19752.00	21171.81	7.19	54.03
Borno	15305.00	17239.60	19780.72	14.74	29.24
Gombe	15323.33	18797.28	20188.43	7.40	31.75
Taraba	16200.00	20141.88	22010.27	9.28	35.87
Yobe	16458.47	17066.00	18488.67	8.34	12.34
NORTH WEST	15380.15	18315.59	19756.60	7.87	28.46
Jigawa	15390.00	17606.93	18671.04	6.04	21.32
Kaduna	14527.68	18331.34	20134.19	9.83	38.59
Kano	16014.58	19873.90	21799.90	9.69	36.13
Katsina	14227.50	18395.86	18193.81	-1.10	27.88
Taraba	14299.00	15840.70	18080.27	14.14	26.44
Sokoto	16794.25	20393.45	20699.43	1.50	23.25
Zamfara	16408.04	17766.93	20717.58	16.61	26.26
SOUTH EAST	15727.10	19138.43	21528.23	12.49	36.89
Abia	14725.00	18820.12	20549.20	9.19	39.55
Anambra	17142.86	18280.68	20994.63	14.85	22.47
Ebonyi	16500.00	19870.33	22168.09	11.56	34.35
Enugu	14117.65	18750.91	20990.52	11.94	48.68
Imo	16150.00	19970.13	22938.73	14.87	42.04
SOUTH SOUTH	16420.19	20203.66	21536.12	6.60	31.16
Akwa Ibom	16788.89	20623.80	21638.98	4.92	28.89
Bayelsa	16975.00	19475.00	21476.51	10.28	26.52
Cross River	16796.43	20934.23	21105.61	0.82	25.66
Delta	15921.43	20038.26	22831.70	13.94	43.40
Edo	15784.38	19185.89	19404.36	1.14	22.93
Rivers	16255.00	20964.79	22759.56	8.56	40.02
SOUTH WEST	16231.02	17565.83	19493.13	10.97	20.10
Ekiti	15897.73	16739.31	18249.80	9.02	14.80
Lagos	15640.91	18199.25	18944.06	4.09	21.12
Ogun	15472.73	17988.96	20193.08	12.25	30.51
Ondo	16500.00	17403.98	19143.81	10.00	16.02
Osun	17801.67	18352.72	20995.61	14.40	17.94
Oyo	16073.08	16710.77	19432.44	16.29	20.90
Average	15637.74	18456.24	20268.06	9.82	29.61

CONTACT



National Bureau of Statistics

Head Office

No 1, Wole Olanipekun Street,
Formerly, Plot 762 Independence
Avenue
Off Constitution Avenue,
CBD, Abuja, F. C. T.

Mr. Ichedi S.J

Information Desk

Head, Communication & Public
Relations Department (C&PRD)
Phone: +2348037051701
sjichedi@nigerianstat.gov.ng

Moses Mathew

Statistical Information Officer

Phone: +2347069071157
matmoses@nigerianstat.gov.ng

Dr A.A. Ayo

Head Prices Division

Phone: +2348036082904
anthonyayo@nigerianstat.gov.ng



@nbs_nigeria



NBSNigeria



Nbs_nigeria

