



NATIONAL BUREAU OF STATISTICS

Liquefied Petroleum Gas (Cooking Gas) Price Watch

(APRIL 2026)

Report Date: May 2026

Data Source: National Bureau of Statistics (NBS)

CONTENT

Methodology	3
Executive Summary	4
Average Cooking Gas Prices across States – 5KG Refilling	5
Average Cooking Gas Prices across Zones – 5KG Refilling	6
12 Month Average Prices – 5KG Refilling	7
Average Cooking Gas Prices across States – 12.5KG Refilling	8
Average Cooking Gas Prices across Zones – 12.5KG Refilling	9
12 Month Average Prices – 12.5KG Refilling	10
Appendix	11
Contact	13

METHODOLOGY

Fieldwork is done solely by over 700 NBS Staff in all the States of the federation, supported by supervisors whom internal and external observers monitor.

Gas Prices are collected across all the 774 local governments across all States and the FCT from over 10,000 respondents and outlets and the estimates reflect the weights derived from estimates of household expenditures on gas and the actual prices households bought different KG of gases.

The average prices are reported for each state and the country.

The NBS audit team subsequently conducts randomly selected verification of prices recorded.

EXECUTIVE SUMMARY

The average retail price for refilling a 5kg Cylinder of Liquefied Petroleum Gas (Cooking Gas) increased by 13.73% on a month-on-month basis from ₦7,655.73 recorded in March 2026 to ₦8,706.93 in April 2026. On a year-on-year basis, this increased by 10.42% from ₦7,885.60 in April 2025.

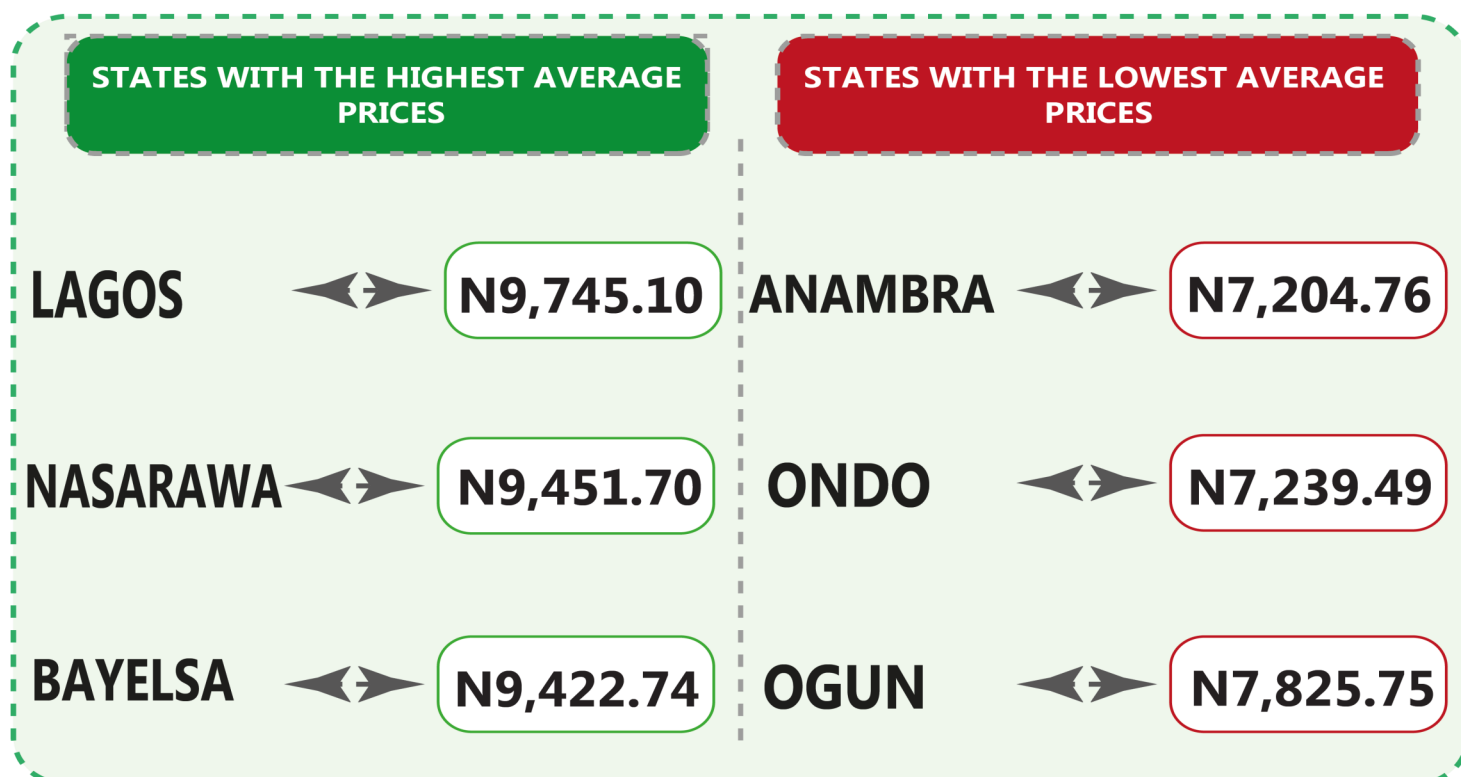
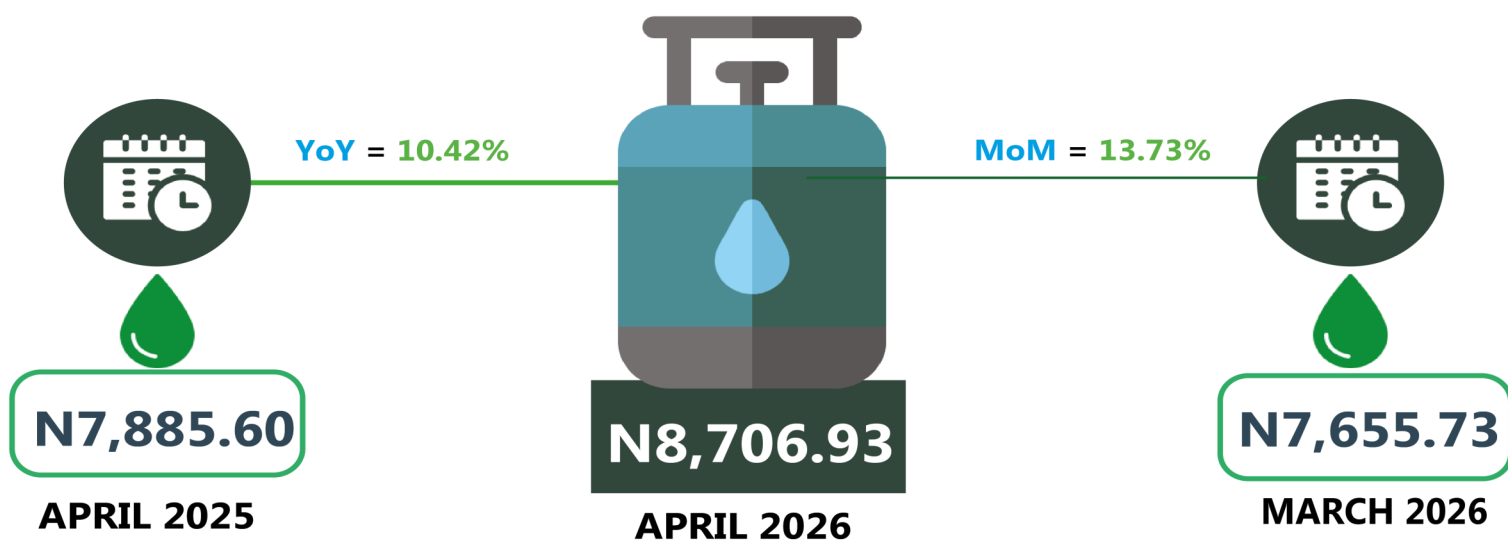
On state profile analysis, Lagos recorded the highest average price for refilling a 5kg Cylinder of Liquefied Petroleum Gas (Cooking Gas) with ₦9,745.10, followed by Nasarawa with ₦9,451.70 and Bayelsa with ₦9,422.74. On the other hand, Anambra recorded the lowest price with ₦7,204.76, followed by Ondo and Ogun with ₦7,239.49 and ₦7,825.75 respectively. In addition, analysis by zone showed that the North-West recorded the highest average retail price for refilling a 5kg Cylinder of Liquefied Petroleum Gas (Cooking Gas) with ₦9,025.07, followed by the North-East with ₦8,847.16 while the South-East recorded the lowest with ₦8,224.37.

Also, the average retail price for refilling a 12.5kg Cylinder of Liquefied Petroleum Gas (Cooking Gas) increased by 13.89% on a month-on-month basis from ₦19,652.83 in March 2026 to ₦22,382.20 in April 2026. On a year-on-year basis, this increased by 10.43% from ₦20,268.06 in April 2025. On state profile analysis, Katsina recorded the highest average retail price for the refilling of a 12.5kg Cylinder of Liquefied Petroleum Gas (Cooking Gas) with ₦25,596.71, followed by Kogi with ₦24,558.25 and Gombe with ₦24,438.97. Conversely, the lowest average price was recorded in Ogun with ₦19,564.36, followed by Bauchi and Anambra with ₦20,178.87 and ₦20,511.90 respectively. Analysis by zone showed that the North-West recorded the highest average retail price for refilling a 12.5kg Cylinder of Liquefied Petroleum Gas (Cooking Gas) with ₦23,276.95, followed by the North-Central with ₦22,865.29 while the South-East recorded the lowest price with ₦21,060.92.

LIQUEFIED PETROLEUM GAS (COOKING GAS)

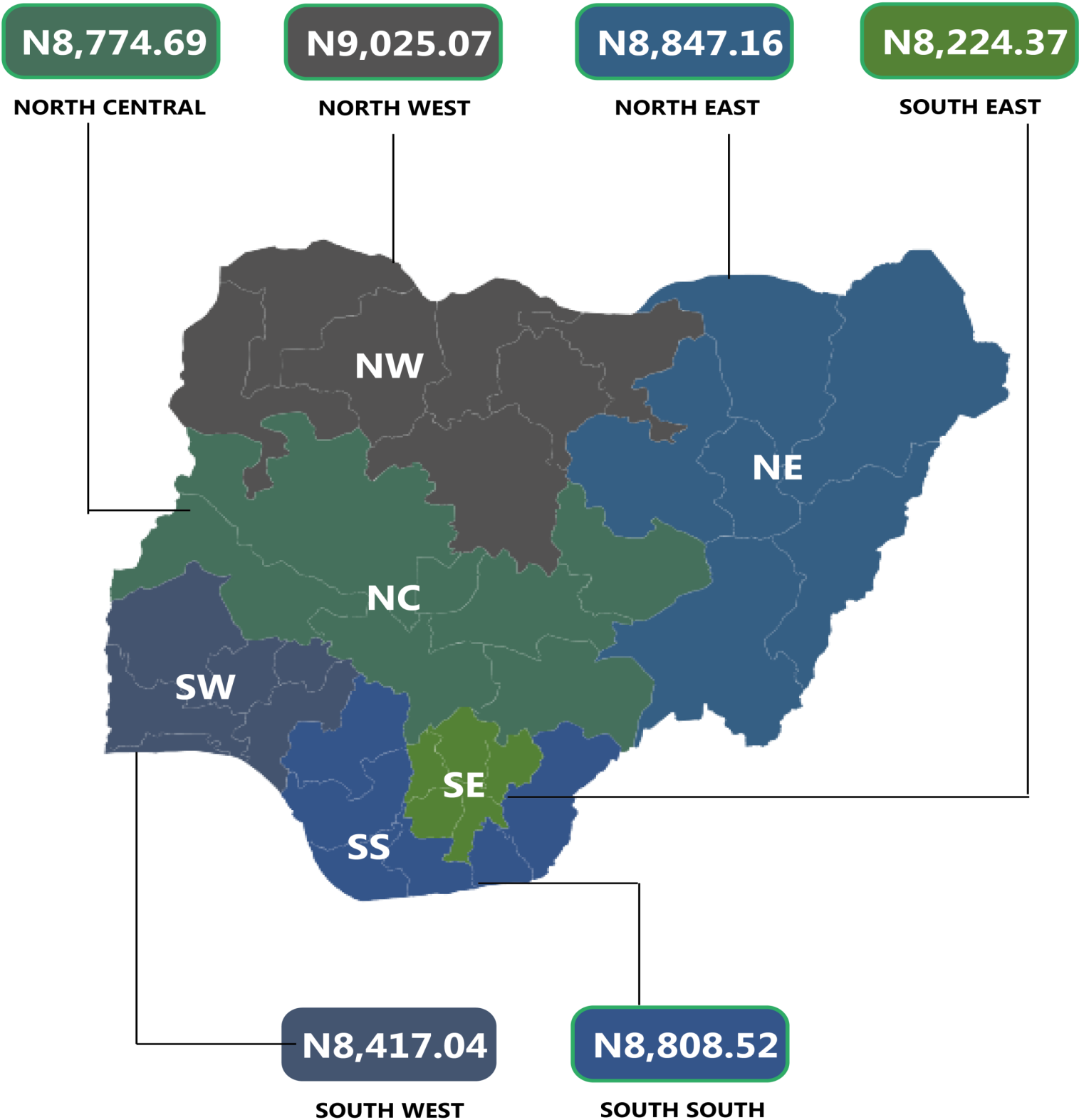
PRICE WATCH - APRIL 2026

Average Cooking Gas Prices Across States – 5KG Refilling



LIQUEFIED PETROLEUM GAS (COOKING GAS)
PRICE WATCH - APRIL 2026


Average Cooking Gas Prices Across Zones – 5KG Refilling



LIQUEFIED PETROLEUM GAS (COOKING GAS)

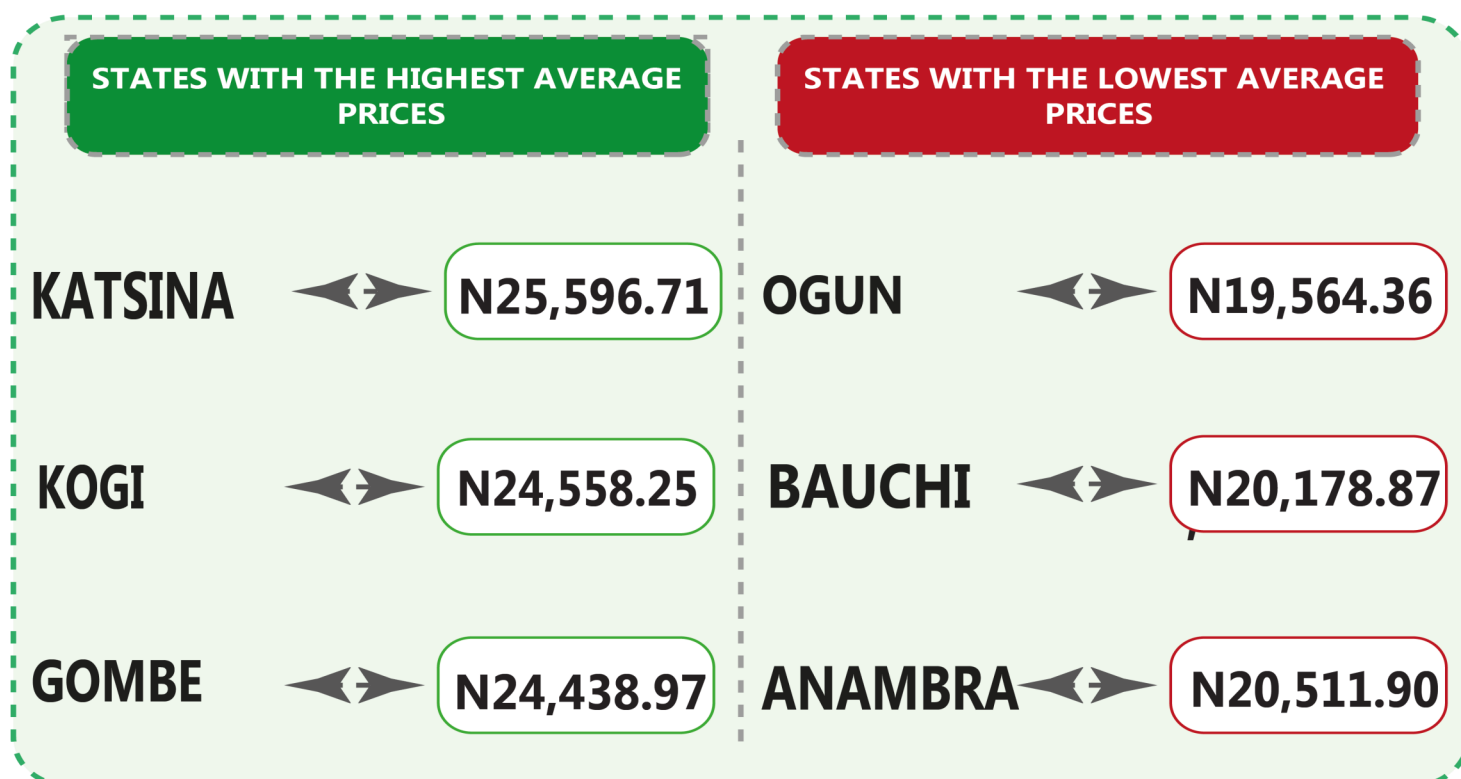
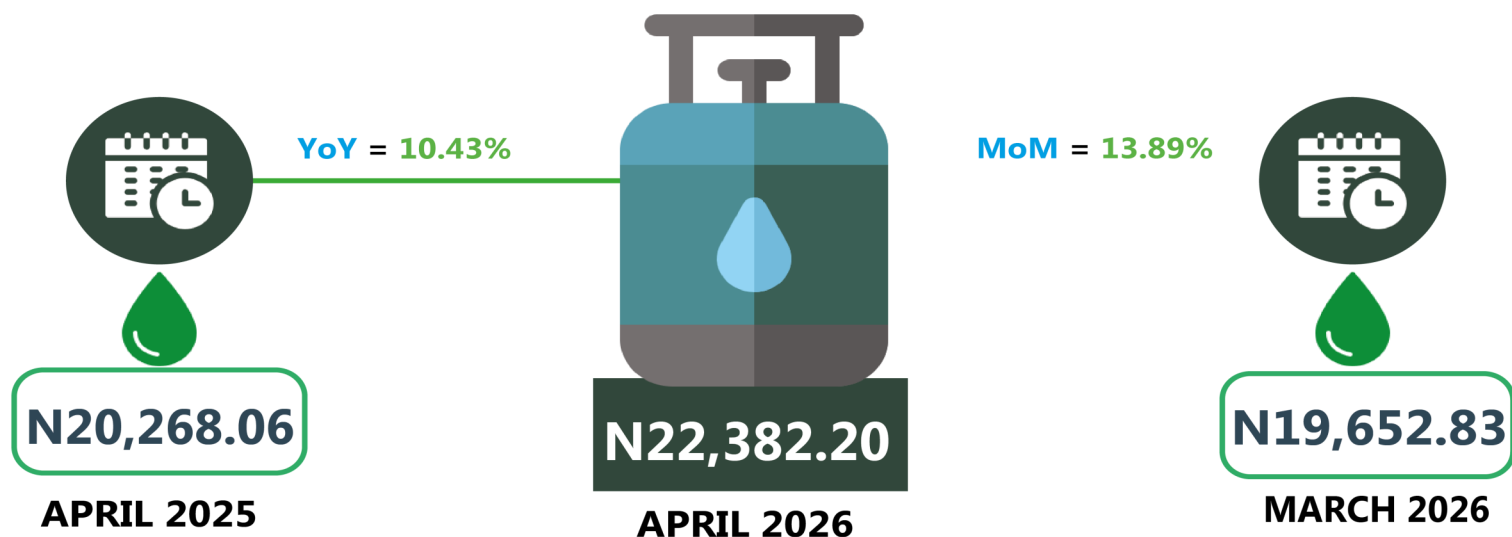
PRICE WATCH - APRIL 2026

12 Month Average Prices – 5KG Refilling



LIQUEFIED PETROLEUM GAS (COOKING GAS) PRICE WATCH - APRIL 2026

Average Cooking Gas Prices Across States – 12.5KG Refilling



LIQUEFIED PETROLEUM GAS (COOKING GAS)

PRICE WATCH - APRIL 2026

Average Cooking Gas Prices Across Zones – 12.5KG Refilling



N22,865.29

NORTH CENTRAL

N23,276.95

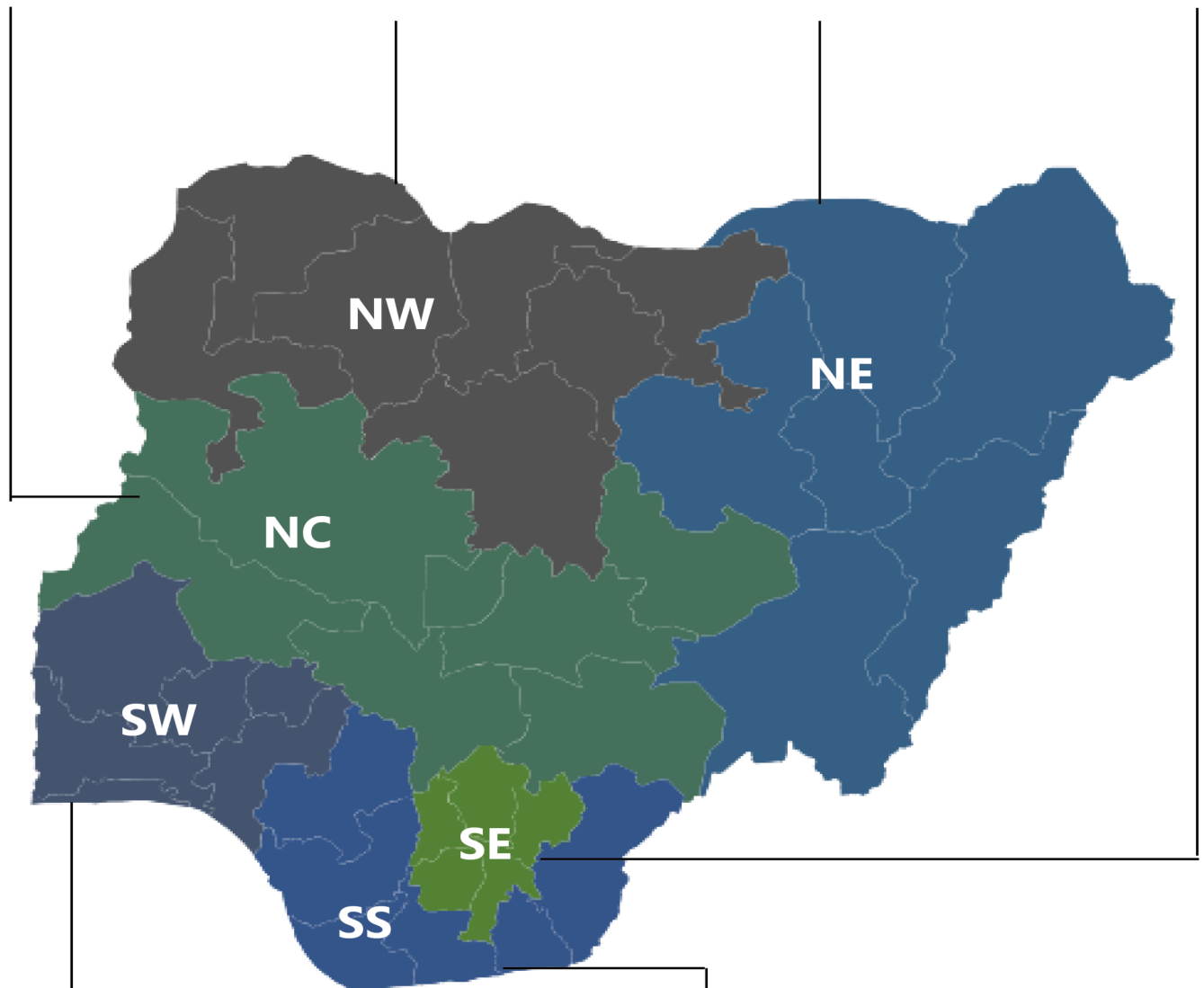
NORTH WEST

N22,534.58

NORTH EAST

N21,060.92

SOUTH EAST



N21,667.61

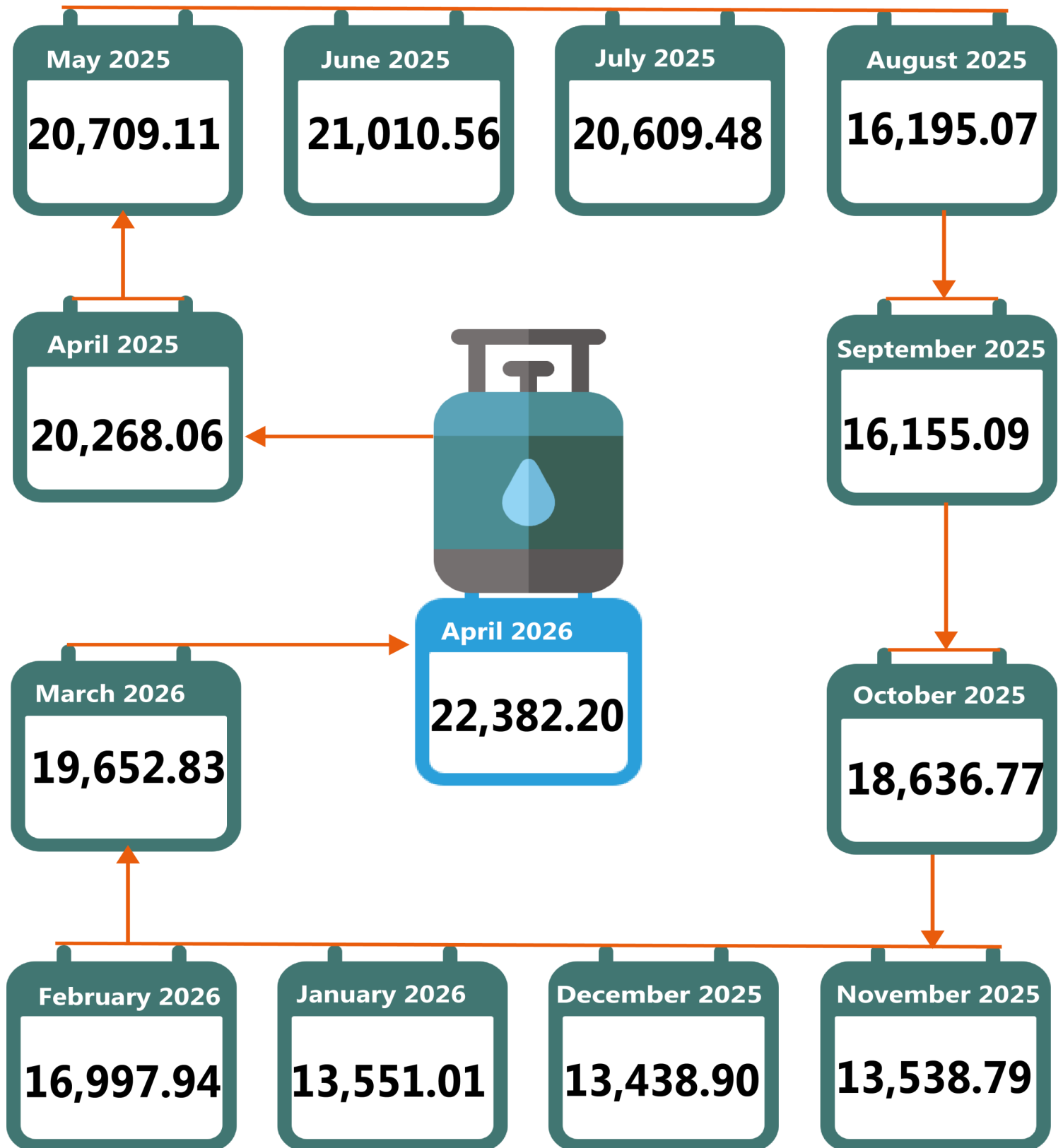
SOUTH WEST

N22,437.98

SOUTH SOUTH

LIQUEFIED PETROLEUM GAS (COOKING GAS) PRICE WATCH - APRIL 2026

12 Month Average Prices – 12.5KG Refilling



APPENDIX

5KG

STATES	Average of Apr-25	Average of Mar-26	Average of Apr-26	MOM	YOY
NORTH CENTRAL	7432.22	7665.03	8774.69	14.48	18.06
Abuja	7699.44	7276.81	8055.06	10.69	4.62
Benue	8097.67	7709.01	8805.70	14.23	8.74
Kogi	7595.20	7899.07	8523.30	7.90	12.22
Kwara	7369.47	7266.16	8733.26	20.19	18.53
Nasarawa	7242.74	8367.25	9451.70	12.96	30.50
Niger	7006.15	7661.40	8827.39	15.22	25.99
Plateau	7014.87	7475.52	9026.39	20.75	28.68
NORTH EAST	7932.76	7890.53	8847.16	12.12	11.55
Adamawa	8040.61	8056.34	9003.19	11.75	11.97
Bauchi	8068.73	6295.40	8071.55	28.21	0.03
Borno	7512.29	7965.22	8965.22	12.55	19.34
Gombe	8175.37	8064.22	8775.59	8.82	7.34
Taraba	8404.11	8802.78	9039.21	2.69	7.56
Yobe	7395.47	8159.21	9228.23	13.10	24.78
NORTH WEST	7759.78	8137.81	9025.07	10.90	16.31
Jigawa	7268.42	8102.69	9173.81	13.22	26.23
Kaduna	8153.68	9212.21	9119.29	-1.01	11.84
Kano	8419.96	8158.03	9081.12	11.32	7.85
Katsina	7177.52	8681.30	9038.69	4.12	25.93
Kebbi	7032.11	7869.93	8441.60	7.26	20.04
Sokoto	8179.77	7579.79	8949.52	18.07	9.43
Zamfara	8087.03	7360.71	9371.44	27.32	15.88
SOUTH EAST	8351.29	7373.05	8224.37	11.55	-1.52
Abia	8219.68	7055.43	8285.60	17.44	0.80
Anambra	8397.85	6779.50	7204.76	6.27	-14.23
Ebonyi	8867.24	7347.09	8537.47	16.20	-3.72
Enugu	8096.21	8195.09	8845.31	7.93	9.25
Imo	8175.49	7488.15	8248.71	10.16	0.90
SOUTH SOUTH	8447.78	7300.95	8808.52	20.65	4.27
Akwa Ibom	8655.59	7126.70	8749.99	22.78	1.09
Bayelsa	8590.60	7266.77	9422.74	29.67	9.65
Cross River	8442.25	7402.83	9072.89	22.56	7.47
Delta	8132.68	7408.14	8534.35	15.20	4.94
Edo	7761.75	7305.42	8711.95	19.25	12.24
Rivers	9103.82	7295.83	8359.22	14.58	-8.18
SOUTH WEST	7563.92	7437.99	8417.04	13.16	11.28
Ekiti	7299.92	7689.44	8763.63	13.97	20.05
Lagos	7477.62	8909.73	9745.10	9.38	30.32
Ogun	8177.23	7509.97	7825.75	4.20	-4.30
Ondo	7257.53	6598.10	7239.49	9.72	-0.25
Osun	8098.24	6457.35	8229.08	27.44	1.62
Oyo	7072.97	7463.32	8699.21	16.56	22.99
Grand Total	7885.60	7655.73	8706.93	13.73	10.42

12.5KG					
STATES	Average of Apr-25	Average of Mar-26	Average of Apr-26	MOM	YOY
NORTH CENTRAL	19330.55	19984.00	22865.29	14.42	18.29
Abuja	19248.61	18942.03	23387.66	23.47	21.50
Benue	20494.17	19272.52	22014.26	14.23	7.42
Kogi	19988.00	19747.67	24558.25	24.36	22.86
Kwara	18173.67	18165.40	21833.14	20.19	20.14
Nasarawa	18106.85	23418.12	23629.26	0.90	30.50
Niger	19265.36	21653.49	22068.48	1.92	14.55
Plateau	20037.17	18688.80	22565.99	20.75	12.62
NORTH EAST	20415.24	20351.32	22534.58	10.73	10.38
Adamawa	20851.52	21390.86	22507.98	5.22	7.94
Bauchi	21171.81	15738.50	20178.87	28.21	-4.69
Borno	19780.72	22413.06	22413.06	0.00	13.31
Gombe	20188.43	20160.55	24438.97	21.22	21.05
Taraba	22010.27	22006.95	22598.03	2.69	2.67
Yobe	18488.67	20398.02	23070.57	13.10	24.78
NORTH WEST	19756.60	20701.66	23276.95	12.44	17.82
Jigawa	18671.04	20256.71	22934.53	13.22	22.83
Kaduna	20134.19	23030.52	22298.23	-3.18	10.75
Kano	21799.90	20395.08	22702.80	11.32	4.14
Katsina	18193.81	21703.26	25596.71	17.94	40.69
Kebbi	18080.27	19674.82	23604.00	19.97	30.55
Sokoto	20699.43	18949.47	22373.80	18.07	8.09
Zamfara	20717.58	20901.76	23428.59	12.09	13.09
SOUTH EAST	21528.23	18432.63	21060.92	14.26	-2.17
Abia	20549.20	17638.58	20714.01	17.44	0.80
Anambra	20994.63	16948.74	20511.90	21.02	-2.30
Ebonyi	22168.09	18367.71	21343.66	16.20	-3.72
Enugu	20990.52	20487.72	22113.27	7.93	5.35
Imo	22938.73	18720.38	20621.76	10.16	-10.10
SOUTH SOUTH	21536.12	19419.03	22437.98	15.55	4.19
Akwa Ibom	21638.98	22816.74	24374.97	6.83	12.64
Bayelsa	21476.51	20166.92	23556.84	16.81	9.69
Cross River	21105.61	18507.06	22682.23	22.56	7.47
Delta	22831.70	18520.34	21335.88	15.20	-6.55
Edo	19404.36	18263.56	21779.88	19.25	12.24
Rivers	22759.56	18239.58	20898.05	14.58	-8.18
SOUTH WEST	19493.13	18594.96	21667.61	16.52	11.16
Ekiti	18249.80	19223.61	21909.07	13.97	20.05
Lagos	18944.06	22274.33	24362.75	9.38	28.60
Ogun	20193.08	18774.91	19564.36	4.20	-3.11
Ondo	19143.81	16495.25	21848.73	32.45	14.13
Osun	20995.61	16143.38	20572.70	27.44	-2.01
Oyo	19432.44	18658.30	21748.04	16.56	11.92
Grand Total	20268.06	19652.83	22382.20	13.89	10.43

CONTACT



National Bureau of Statistics

Head Office

No 1, Wole Olanipekun Street,
Formerly, Plot 762 Independence
Avenue
Off Constitution Avenue,
CBD, Abuja, F. C. T.

Mr. Ichedi S.J

Information Desk

Head, Communication & Public
Relations Department (C&PRD)
Phone: +2348037051701
sjichedi@nigerianstat.gov.ng

Moses Mathew

Statistical Information Officer

Phone: +2347069071157
matmoses@nigerianstat.gov.ng

Dr A.A. Ayo

Head Prices Division

Phone: +2348036082904
anthonyayo@nigerianstat.gov.ng



@nbs_nigeria



NBSNigeria



Nbs_nigeria

