



NATIONAL BUREAU OF STATISTICS

Transport Fare Watch

(NOVEMBER 2024)



Report Date: December 2024

Data Source: National Bureau of Statistics (NBS)

CONTENT

Methodology	3
Executive Summary	4
Average Transport Fare Across States	
- States Bus Journey Within City, Per Drop Constant Route	6
- States Bus Journey Intercity, State Route, Charge per person	7
- Air Fare Charge for Specified Routes Single Journey	8
- Journey by Motorcycle (Okada) Per Drop	9
- Waterway Passenger Transport	10
Average Transport Fare by Categories - All Zones	
North Central.....	11
North East.....	12
North West.....	13
South East	14
South West	15
South-South.....	16
Appendix	17
Contact	19

METHODOLOGY

Fieldwork is done solely by over 700 NBS Staff in all States of the federation supported by supervisors who are monitored by internal and external observers.

Prices are collected across all the 774 local governments across all States and the FCT from over 10,000 respondents and locations and reflect actual fare households state they actually paid for those services.

The average of all these fares is then reported for each state and the average for the country is the average for the state.

NBS audit team subsequently conducts randomly selected verification of fares recorded.

EXECUTIVE SUMMARY

Transport Fare Watch for November 2024 covers the following categories: bus journey within the city per drop constant route; bus journey intercity (state route) charge per person; air fare charge for specified routes single journey; journey by motorcycle (Okada) per drop; and water way passenger transport.

The average fare paid by commuters for bus journeys within the city per drop decreased to 0.41% from N908.15 in October 2024 to N904.47 in November 2024. On a year-on-year basis, it declined by 13.67% from N1,047.64 in November 2023.

In another category, the average fare paid by commuters for bus journey intercity per drop was N7,201.82 in November 2024, indicating an increase of 0.20% on a month-on-month basis compared to N7,187.62 in October 2024. On a year-on-year basis, the fare rose by 16.04% from N6,206.53 in November 2023.

In air travel, the average fare paid by air passengers for specified routes single journey was N126,146.31 in November 2024, showing a decrease of 0.12% while compared to previous month (October 2024). On a year-on-year basis, the fare rose by 55.10% from N81,334.05 in November 2023.

The average transport fare paid on Okada transportation was N543.84 in November 2024 which shows an increase of 1.47% when compared with the value recorded in October 2024 (N535.98). On a year-on-year basis, the fare increased by 14.94% when compared with November 2023 (N473.13).

For water transport (waterway passenger transportation), the average fare paid in November 2024 was N1,487.93 which indicates an increase of 0.67% on monthly basis. On a year-on-year basis, it increased by 10.00% from N1,352.70 in November 2023.

On state profile analysis, for intercity bus travel (state route charged per person fare), the highest fare was recorded in Anambra with N9,600.27, followed by Gombe with N8,400.14. The least fare was recorded in Kwara with N5,600.00, followed by Ebonyi with N5,680.00. Taraba state recorded the highest bus journey within the city (per drop constant route) in November 2024 with N1,165.00 followed by Enugu and Zamfara with N1,150.00. On the other hand, Adamawa recorded the least with N450.00, followed by Abia with N455.11. Similarly, Oyo recorded the highest air transport charges (for specified routes single journeys) with N129,440.66, followed by Kwara with N129,408.19. Conversely, Ekiti recorded the least fare with N121,388.00, followed by Ebonyi with N122,246.18. Also, Lagos State had the highest motorcycle transport fare in November 2024 with N950.00, followed by Ondo with N792.60. Anambra recorded the least fare with N320.10, followed by Edo and Bayelsa with N350.00. Similarly, water transport fare was highest in Bayelsa with N4,600.00, followed by Delta with N4,280.00, while the least fare was recorded in Borno with N480.00, followed by Gombe with N630.00.

For Analysis by zone in November 2024, transport fares of bus journeys within the city recorded the highest in the South- West with N948.57, followed by South-South with N927.00, while the North-East recorded the least with N870.13.

In terms of bus journey intercity, the South-South had the highest fare with N7,724.69 followed by the South-East with N7,372.33, while [North-Central](#) recorded the least with N6,908.27.

Air transportation in November 2024, the South-West recorded the highest fare with N126,738.06 followed by the North-Central with N126,333.32 while the South-South had the least with N125,695.94.

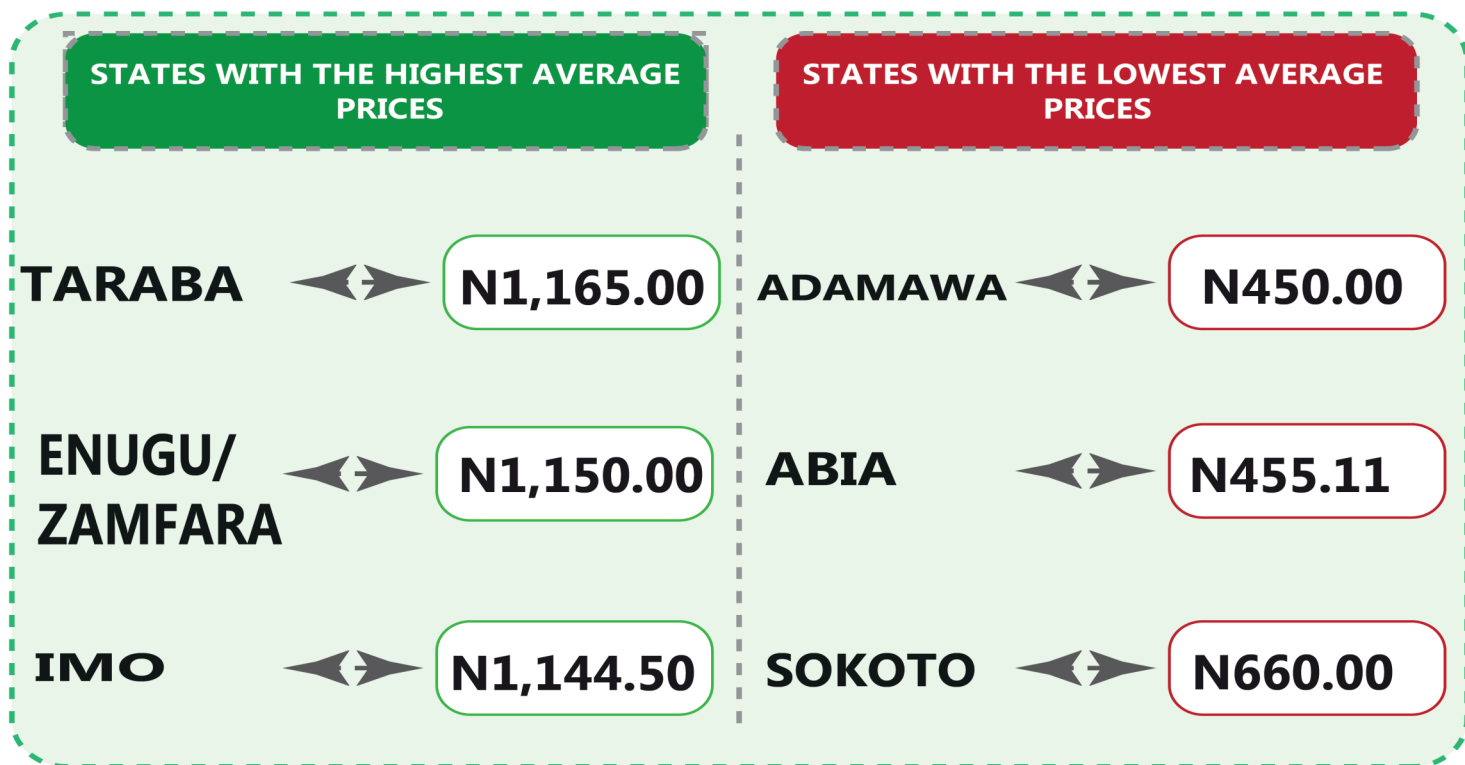
Also, commuters on a motorcycle (Okada) paid the highest fare in the South-West with N627.10 followed by North-East with N567.58, while the North-West recorded the least with N505.71.

The South -South zone had the highest fare on water transport with N3,643.36, followed by the South-West with N1,470.73, while the North-East had the least with N845.99.

TRANSPORT FARE WATCH - NOVEMBER 2024

Average Transport Fare Across States

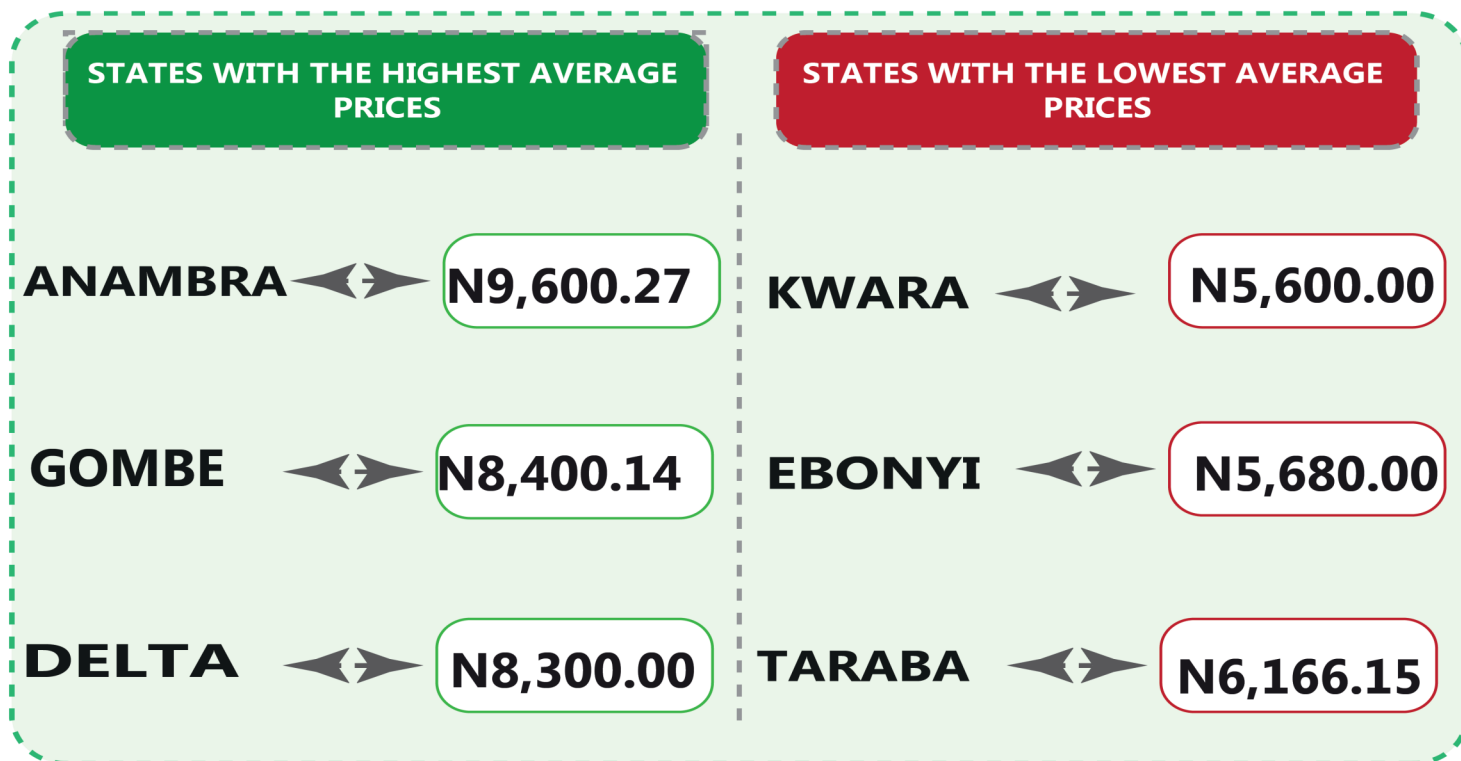
-Bus Journey Within City , Per Drop Constant Route



TRANSPORT FARE WATCH - NOVEMBER 2024

Average Transport Fare Across States

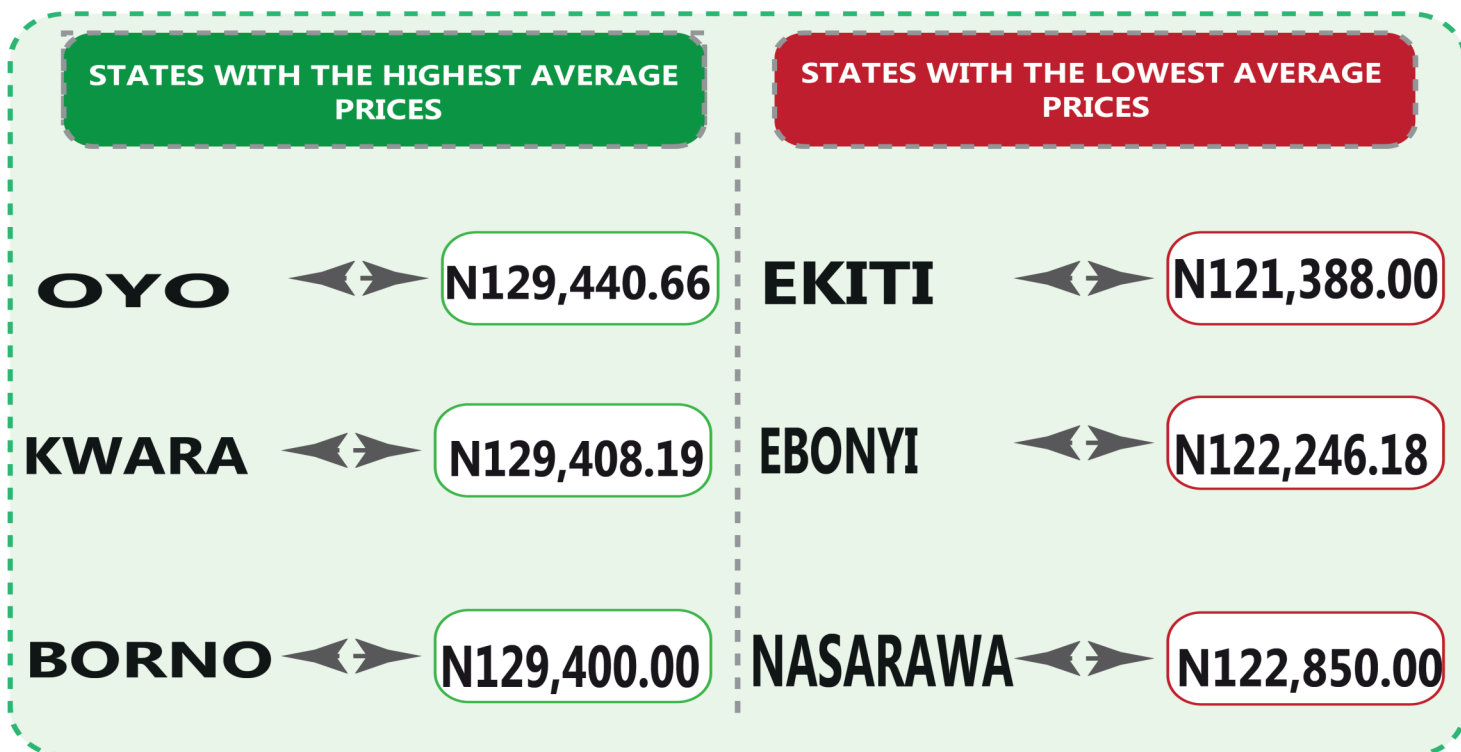
-Bus Journey Intercity, State Route, Charge Per Person



TRANSPORT FARE WATCH - NOVEMBER 2024

Average Transport Fare Across States

-Air Fare Charge For Specified Routes Single Journey



TRANSPORT FARE WATCH - NOVEMBER 2024

Average Transport Fare Across States
-Journey by Motorcycle (Okada) Per Drop



YoY = 14.94%

N473.13

NOVEMBER 2023



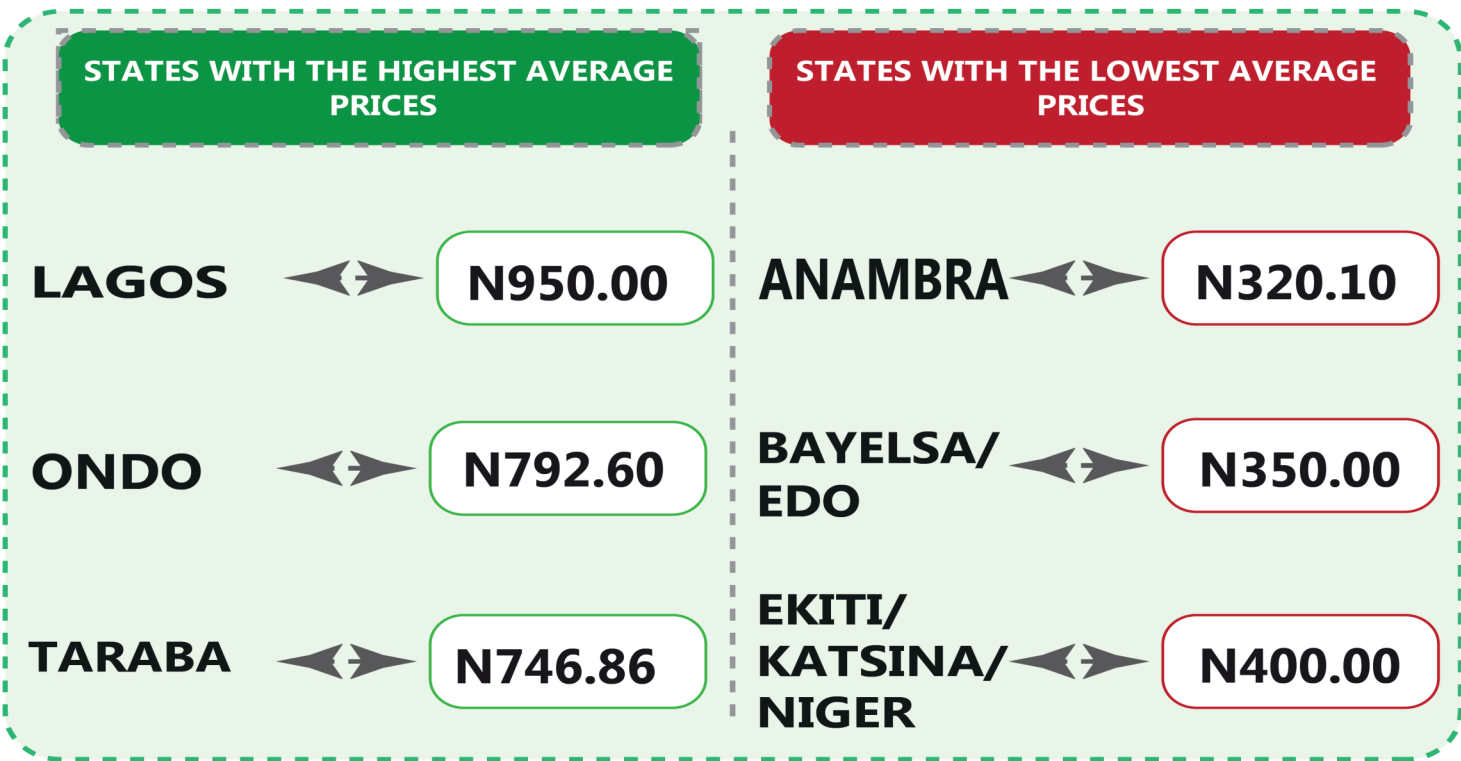
MoM = 1.47%

N535.98

OCTOBER 2024

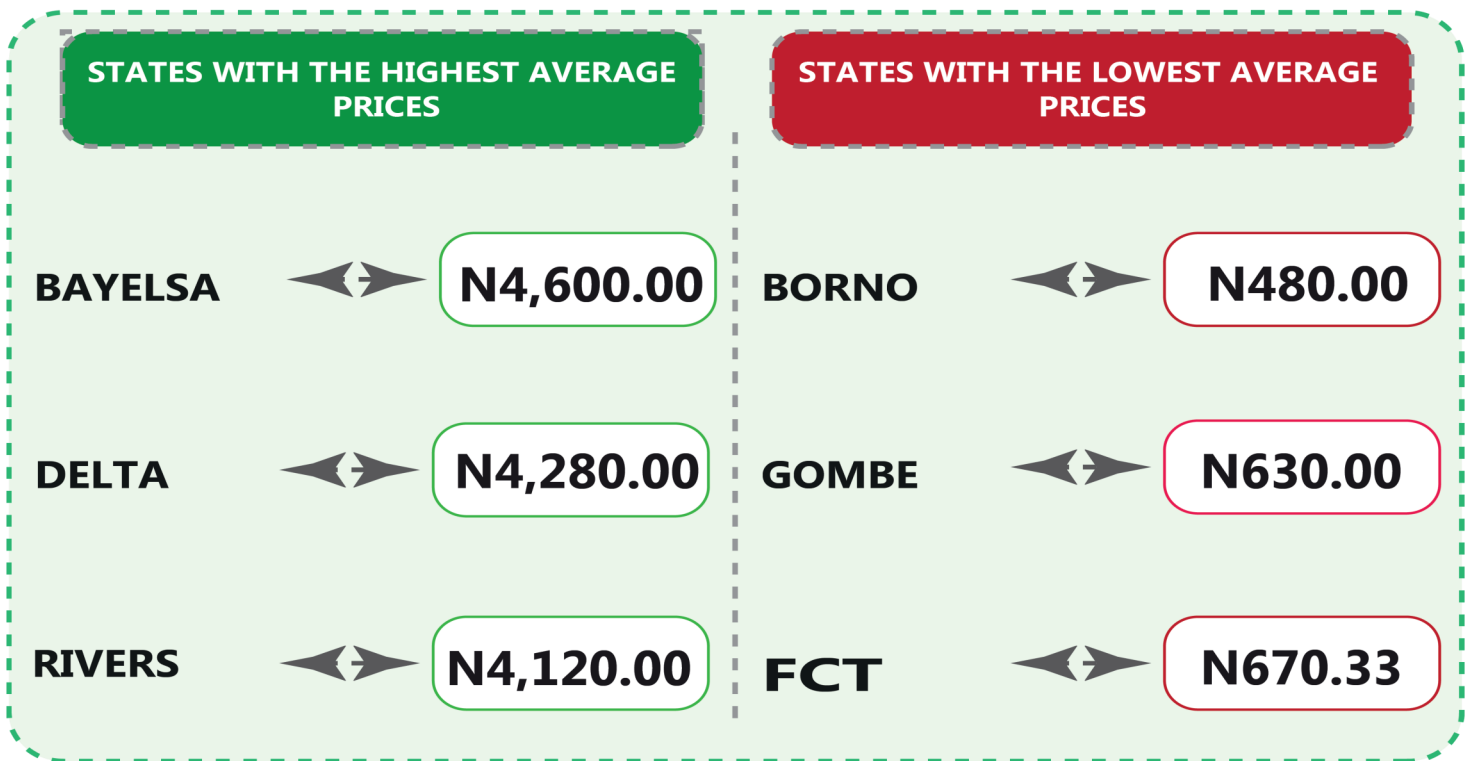
N543.84

NOVEMBER 2024



TRANSPORT FARE WATCH - NOVEMBER 2024

Average Transport Fare Across States
-Waterway Passenger Transport



TRANSPORT FARE WATCH - NOVEMBER 2024

Average Transport Fare by Categories NORTH CENTRAL

Current Month



BUS JOURNEY WITHIN CITY, PER DROP CONSTANT ROUTE



BUS JOURNEY INTERCITY, STATE ROUTE, CHARGE PER PERSON



AIR FARE CHARGE FOR SPECIFIED ROUTES SINGLE JOURNEY



JOURNEY BY MOTORCYCLE (OKADA) PER DROP



WATER TRANSPORT: WATER WAY PASSENGER TRANSPORTATION



TRANSPORT FARE WATCH - NOVEMBER 2024

Average Transport Fare by Categories NORTH EAST



BUS JOURNEY WITHIN CITY, PER DROP CONSTANT ROUTE



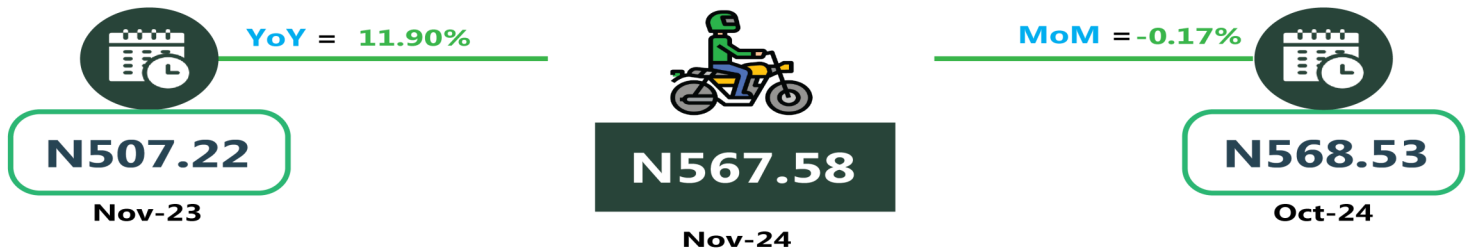
BUS JOURNEY INTERCITY, STATE ROUTE, CHARGE PER PERSON



AIR FARE CHARGE FOR SPECIFIED ROUTES SINGLE JOURNEY



JOURNEY BY MOTORCYCLE (OKADA) PER DROP



WATER TRANSPORT: WATER WAY PASSENGER TRANSPORTATION



TRANSPORT FARE WATCH - NOVEMBER 2024

Average Transport Fare by Categories NORTH WEST

Transportation



BUS JOURNEY WITHIN CITY, PER DROP CONSTANT ROUTE



BUS JOURNEY INTERCITY, STATE ROUTE, CHARGE PER PERSON



AIR FARE CHARGE FOR SPECIFIED ROUTES SINGLE JOURNEY



JOURNEY BY MOTORCYCLE (OKADA) PER DROP



WATER TRANSPORT: WATER WAY PASSENGER TRANSPORTATION



TRANSPORT FARE WATCH - NOVEMBER 2024

Average Transport Fare by Categories SOUTH EAST

Transportation



BUS JOURNEY WITHIN CITY, PER DROP CONSTANT ROUTE



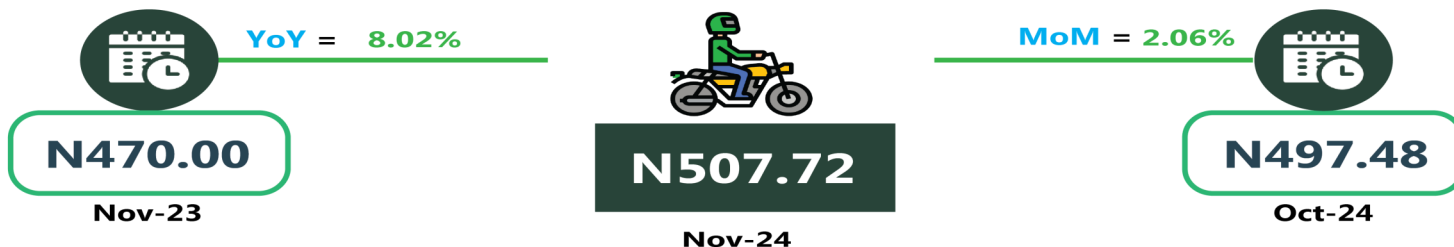
BUS JOURNEY INTERCITY, STATE ROUTE, CHARGE PER PERSON



AIR FARE CHARGE FOR SPECIFIED ROUTES SINGLE JOURNEY



JOURNEY BY MOTORCYCLE (OKADA) PER DROP



WATER TRANSPORT: WATER WAY PASSENGER TRANSPORTATION



TRANSPORT FARE WATCH - NOVEMBER 2024

Average Transport Fare by Categories SOUTH WEST



BUS JOURNEY WITHIN CITY, PER DROP CONSTANT ROUTE



BUS JOURNEY INTERCITY, STATE ROUTE, CHARGE PER PERSON



AIR FARE CHARGE FOR SPECIFIED ROUTES SINGLE JOURNEY



JOURNEY BY MOTORCYCLE (OKADA) PER DROP



WATER TRANSPORT: WATER WAY PASSENGER TRANSPORTATION



TRANSPORT FARE WATCH - NOVEMBER 2024

Average Transport Fare by Categories SOUTH SOUTH

Continuum



BUS JOURNEY WITHIN CITY, PER DROP CONSTANT ROUTE



BUS JOURNEY INTERCITY, STATE ROUTE, CHARGE PER PERSON



AIR FARE CHARGE FOR SPECIFIED ROUTES SINGLE JOURNEY



JOURNEY BY MOTORCYCLE (OKADA) PER DROP



WATER TRANSPORT: WATER WAY PASSENGER TRANSPORTATION



APPENDIX

Zone	Average of Nov-23	Average of Oct-24	Average of Nov-24	MoM	YoY
Air fare charg.for specified routes single journey	81334.05	126293.05	126146.31	0.12	55.10
NORTH CENTRAL	77257.14	126322.67	126333.32	0.01	63.52
NORTH EAST	82300.00	126194.00	126198.44	0.00	53.34
NORTH WEST	82035.71	125851.00	125779.95	- 0.06	53.32
SOUTH EAST	81340.00	127189.61	126165.24	- 0.81	55.11
SOUTH SOUTH	83768.33	125686.78	125695.94	0.01	50.05
SOUTH WEST	81866.67	126732.40	126738.06	0.00	54.81
Bus journey intercity, state route, charg. per per	6206.53	7187.62	7201.82	0.20	16.04
NORTH CENTRAL	5750.00	6912.04	6908.27	- 0.05	20.14
NORTH EAST	6394.44	7104.77	7122.75	0.25	11.39
NORTH WEST	6035.71	7080.27	7110.67	0.43	17.81
SOUTH EAST	6530.00	7378.71	7372.33	- 0.09	12.90
SOUTH SOUTH	6375.00	7681.73	7724.69	0.56	21.17
SOUTH WEST	6312.50	7063.85	7064.73	0.01	11.92
Bus journey within city , per drop constant rou	1047.64	908.15	904.47	0.41	- 13.67
NORTH CENTRAL	1028.57	882.50	875.84	- 0.75	- 14.85
NORTH EAST	1116.67	873.60	870.13	- 0.40	- 22.08
NORTH WEST	1042.86	920.56	911.53	- 0.98	- 12.59
SOUTH EAST	1000.00	890.01	895.92	0.66	- 10.41
SOUTH SOUTH	1108.33	931.94	927.00	- 0.53	- 16.36
SOUTH WEST	985.42	949.48	948.57	- 0.10	- 3.74
Journey by motorcycle (okada) per drop	473.13	535.98	543.84	1.47	14.94
NORTH CENTRAL	471.43	525.71	528.57	0.54	12.12
NORTH EAST	507.22	568.53	567.58	- 0.17	11.90
NORTH WEST	392.86	496.53	505.71	1.85	28.73
SOUTH EAST	470.00	497.48	507.72	2.06	8.02
SOUTH SOUTH	483.33	523.28	529.23	1.14	9.49
SOUTH WEST	527.08	606.20	627.10	3.45	18.98
Water transport : water way passenger transportat	1352.70	1478.09	1487.93	0.67	10.00
NORTH CENTRAL	950.00	1058.94	1064.67	0.54	12.07
NORTH EAST	750.00	844.76	845.99	0.15	12.80
NORTH WEST	800.00	922.34	934.40	1.31	16.80
SOUTH EAST	900.00	1053.34	1059.87	0.62	17.76
SOUTH SOUTH	3466.67	3624.02	3643.36	0.53	5.10
SOUTH WEST	1333.33	1456.82	1470.73	0.95	10.30

State	Air fare charg.for speci-fied routes single jour-ney	Bus journey inter-city, state route, charg. per per	Bus journey with-in city , per drop constant rou	Journey by mo-torcycle (okada) per drop	Water transport : water way pas-senger transpor-tat
ABIA	126500.00	8200.00	455.11	488.48	740.00
ABUJA	129300.00	8130.25	850.10	570.00	670.33
ADAMAWA	124700.00	7800.00	450.00	430.62	1300.00
AKWA IBOM	127500.61	8228.00	900.00	455.35	2480.16
ANAMBRA	125450.00	9600.27	900.00	320.10	883.91
BAUCHI	123225.00	6390.19	880.00	458.00	975.29
BAYELSA	123500.00	8140.14	902.00	350.00	4600.00
BENUE	124895.00	6500.00	830.00	570.00	1000.00
BORNO	129400.00	6680.00	840.00	480.00	480.00
CROSS RIVER	126580.00	8150.00	860.00	650.00	3200.01
DELTA	123730.00	8300.00	950.00	680.00	4280.00
EBONYI	122246.18	5680.00	830.00	580.00	1300.00
EDO	123750.00	6350.00	950.00	350.00	3180.00
EKITI	121388.00	7500.00	930.00	400.00	984.31
ENUGU	127810.00	7130.65	1150.00	450.00	1195.46
GOMBE	126840.00	8400.14	1065.80	560.00	630.00
IMO	128820.00	6250.75	1144.50	700.00	1180.00
JIGAWA	127510.81	6360.60	1070.00	480.00	1100.00
KADUNA	126260.73	7200.00	920.00	640.00	930.00
KANO	124150.00	7600.00	780.00	600.00	940.00
KATSINA	125952.09	7200.00	900.68	400.00	970.00
KEBBI	124253.98	7200.00	900.00	480.00	820.00
KOGI	125820.00	7227.55	880.00	550.00	1495.00
KWARA	129408.19	5600.00	940.00	530.00	1400.00
LAGOS	125679.68	7300.00	1100.00	950.00	1800.00
NASARAWA	122850.00	6400.00	830.65	530.00	930.00
NIGER	127917.60	7300.10	820.14	400.00	907.37
OGUN	128500.00	6457.50	920.00	530.00	2200.00
ONDO	126420.00	6490.90	1140.85	792.60	1600.07
OSUN	129000.00	6950.00	860.58	460.00	1190.00
OYO	129440.66	7690.00	740.00	630.00	1050.00
PLATEAU	124142.42	7200.00	980.00	550.00	1050.00
RIVERS	129115.00	7180.00	1000.00	690.00	4120.00
SOKOTO	126504.28	6850.00	660.00	460.00	1000.00
TARABA	125435.65	6166.15	1165.00	746.86	800.67
YOBE	127590.00	7300.00	820.00	730.00	890.00
ZAMFARA	125827.73	7364.12	1150.00	480.00	780.79
Grand Total	126146.31	7201.82	904.47	543.84	1487.93

CONTACT



National Bureau of Statistics

Head Office

No 1, Wole Olanipekun Street,
Formerly, Plot 762 Independence
Avenue
Off Constitution Avenue,
CBD, Abuja, F. C. T.

Mr. Ichedi S.J

Information Desk

Head, Communication & Public
Relations Department (C&PRD)
Phone: +2348037051701
sjchedi@nigerianstat.gov.ng

Moses Mathew

Statistical Information Officer

Phone: +2347069071157
matmoses@nigerianstat.gov.ng

Dr A.A. Ayo

Head Prices Division

Phone: +2348036082904
anthonyayo@nigerianstat.gov.ng



@nbs_nigeria



NBSNigeria



nbs_nigeria

