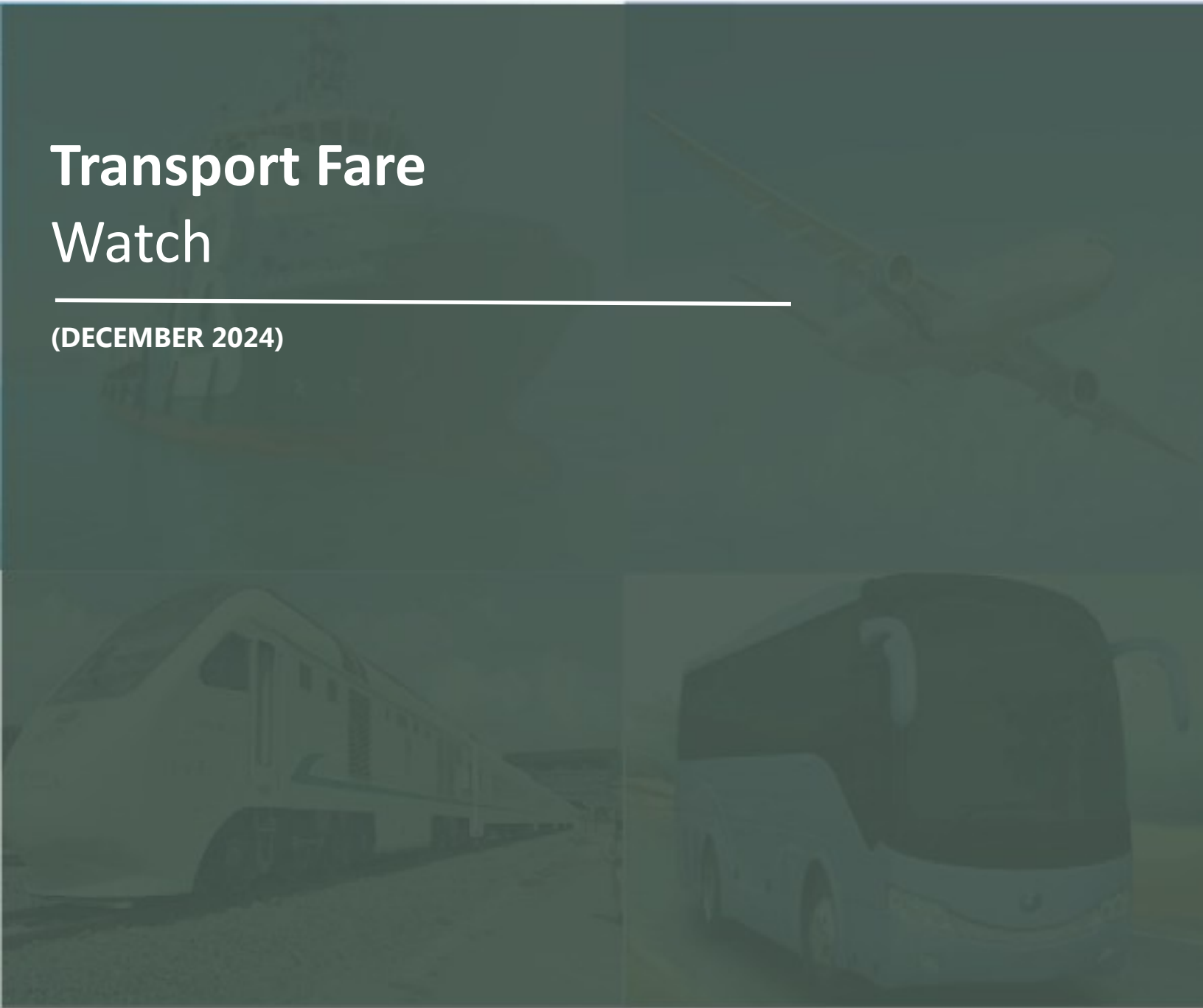




NATIONAL BUREAU OF STATISTICS

Transport Fare Watch

(DECEMBER 2024)



Report Date: January 2025

Data Source: National Bureau of Statistics (NBS)

CONTENT

Methodology	3
Executive Summary	4
Average Transport Fare Across States	
- States Bus Journey Within City, Per Drop Constant Route	6
- States Bus Journey Intercity, State Route, Charge per person	7
- Air Fare Charge for Specified Routes Single Journey	8
- Journey by Motorcycle (Okada) Per Drop	9
- Waterway Passenger Transport	10
Average Transport Fare by Categories - All Zones	
North Central.....	11
North East.....	12
North West.....	13
South East	14
South West	15
South-South.....	16
Appendix	17
Contact	19

METHODOLOGY

Fieldwork is done solely by over 700 NBS Staff in all States of the federation supported by supervisors who are monitored by internal and external observers.

Prices are collected across all the 774 local governments across all States and the FCT from over 10,000 respondents and locations and reflect actual fare households state they actually paid for those services.

The average of all these fares is then reported for each state and the average for the country is the average for the state.

NBS audit team subsequently conducts randomly selected verification of fares recorded.

EXECUTIVE SUMMARY

Transport Fare Watch for December 2024 covers the following categories: bus journey within the city per drop constant route; bus journey intercity (state route) charge per person; air fare charge for specified routes single journey; journey by motorcycle (Okada) per drop; and water way passenger transport.

The average fare paid by commuters for bus journeys within the city per drop increased to 2.14% from N904.47 in November 2024 to N923.84 in December 2024. On a year-on year basis, it increased by 2.34% from N902.70 in December 2023.

In another category, the average fare paid by commuters for bus journey intercity per drop was N7,571.96 in December 2024, indicating an increase of 5.14% on a month-on-month basis compared to N7,201.82 in November 2024. On a year-on-year basis, the fare rose by 2.29% from N7,402.16 in December 2023.

In air travel, the average fare paid by air passengers for specified routes single journey was N126,514.82 in December 2024, showing an increase of 0.29% while compared to previous month (November 2024). On a year-on-year basis, the fare rose by 47.64% from N85,692.12 in December 2023.

The average transport fare paid on Okada transportation was N562.95 in December 2024 which shows an increase of 3.51% when compared with the value recorded in November 2024 (N543.84). On a year-on-year basis, the fare increased by 34.12% when compared with December 2023 (N419.73).

For water transport (waterway passenger transportation), the average fare paid in December 2024 was N1,506.98 which indicates an increase of 1.28% on monthly basis. On a year-on-year basis, it increased by 8.67% from N1,386.76 in December 2023.

On state profile analysis, for intercity bus travel (state route charged per person fare), the highest fare was recorded in Oyo with N9,724.19, followed by Anambra with N9,614.39. The least fare was recorded in Kwara with N5,608.37, followed by Ebonyi with N5,682.80. Taraba state recorded the highest bus journey within the city (per drop constant route) in December 2024 with N1,185.68 followed by Zamfara with N1,182.77. On the other hand, Adamawa recorded the least with N454.60, followed by Abia with N465.65. Similarly, Oyo recorded the highest air transport charges (for specified routes single journeys) with N130,475.33, followed by Rivers with N129,948.94. Conversely, Ekiti recorded the least fare with N121,409.71, followed by Ebonyi with N122,275.61. Also, Lagos State had the highest motorcycle transport fare in December 2024 with N966.60, followed by Ondo with N815.58. Anambra recorded the least fare with N341.87, followed by Bayelsa with N351.79. Similarly, water transport fare was highest in Bayelsa with N4,604.51, followed by Delta with N4,298.71, while the least fare was recorded in Borno with N500.79, followed by Gombe with N650.00.

For Analysis by zone in December 2024, transport fares of bus journeys within the city recorded the highest in the South- West with N972.38, followed by South-South with N939.11, while the North-East recorded the least with N889.10.

In terms of bus journey intercity, the South-West had the highest fare with N8,093.04 followed by the South-East with N8,020.50, while [North-West](#) recorded the least with N7,154.63.


Air transportation in December 2024, the South-West recorded the highest fare with N127,037.63 followed by the North-Central with N126,811.31 while the South-South had the least with N125,892.83.

Also, commuters on a motorcycle (Okada) paid the highest fare in the South-West with N644.72 followed by North-East with N586.81, while the South-East recorded the least with N524.19.

The South -South zone had the highest fare on water transport with N3,655.49, followed by the South-West with N1,492.21, while the North-East had the least with N866.06.

TRANSPORT FARE WATCH - DECEMBER 2024

Average Transport Fare Across States
-Bus Journey Within City , Per Drop Constant Route



TRANSPORT FARE WATCH - DECEMBER 2024

Average Transport Fare Across States


-Bus Journey Intercity, State Route, Charge Per Person



YoY = 2.29%

N7,402.16

DECEMBER 2023



N7,571.96

DECEMBER 2024



MoM = 5.14%

N7,201.82

NOVEMBER 2024

STATES WITH THE HIGHEST AVERAGE PRICES

OYO



N9,724.19

ANAMBRA



N9,614.39

OGUN



N9,489.76

STATES WITH THE LOWEST AVERAGE PRICES

KWARA



N5,608.37

EBONYI



N5,682.80

TARABA

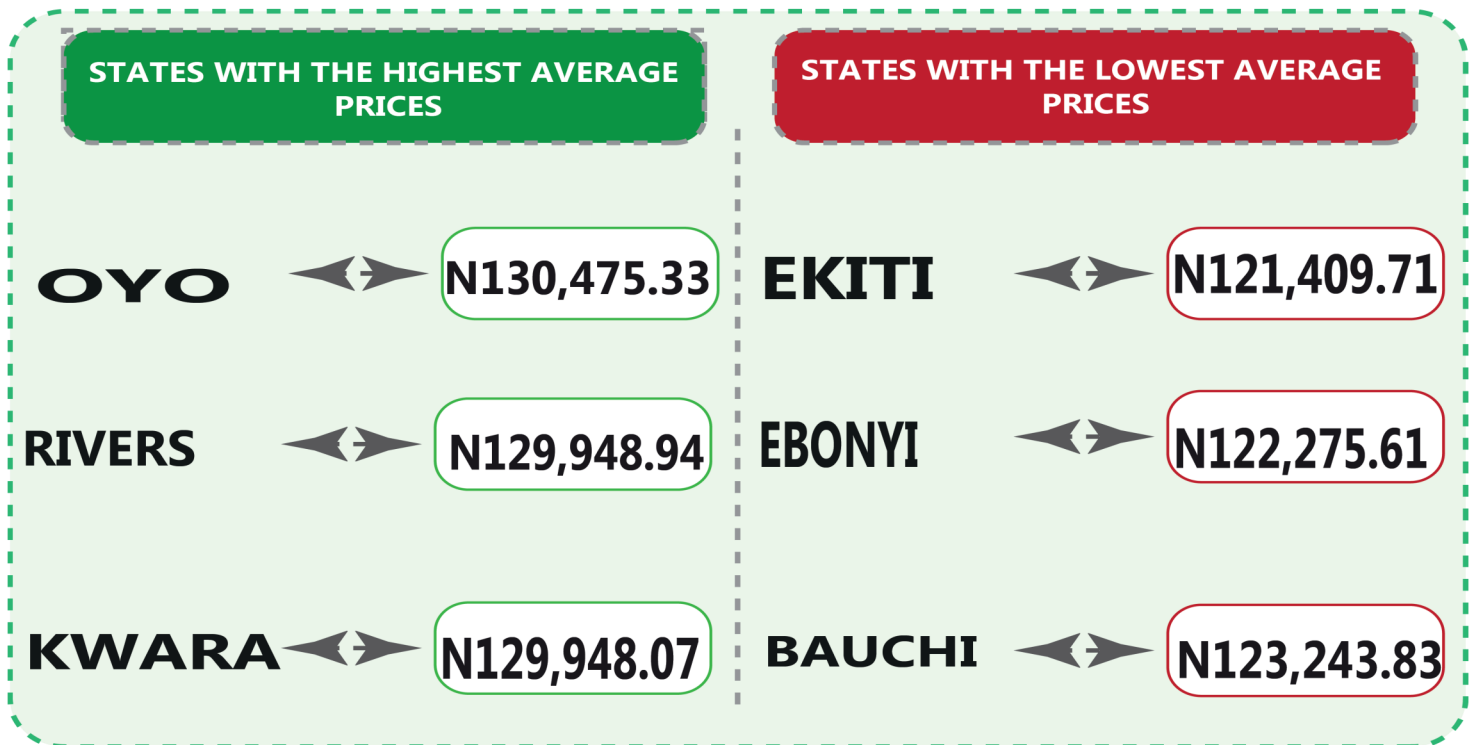


N6,188.47

TRANSPORT FARE WATCH - DECEMBER 2024


Average Transport Fare Across States

-Air Fare Charge For Specified Routes Single Journey



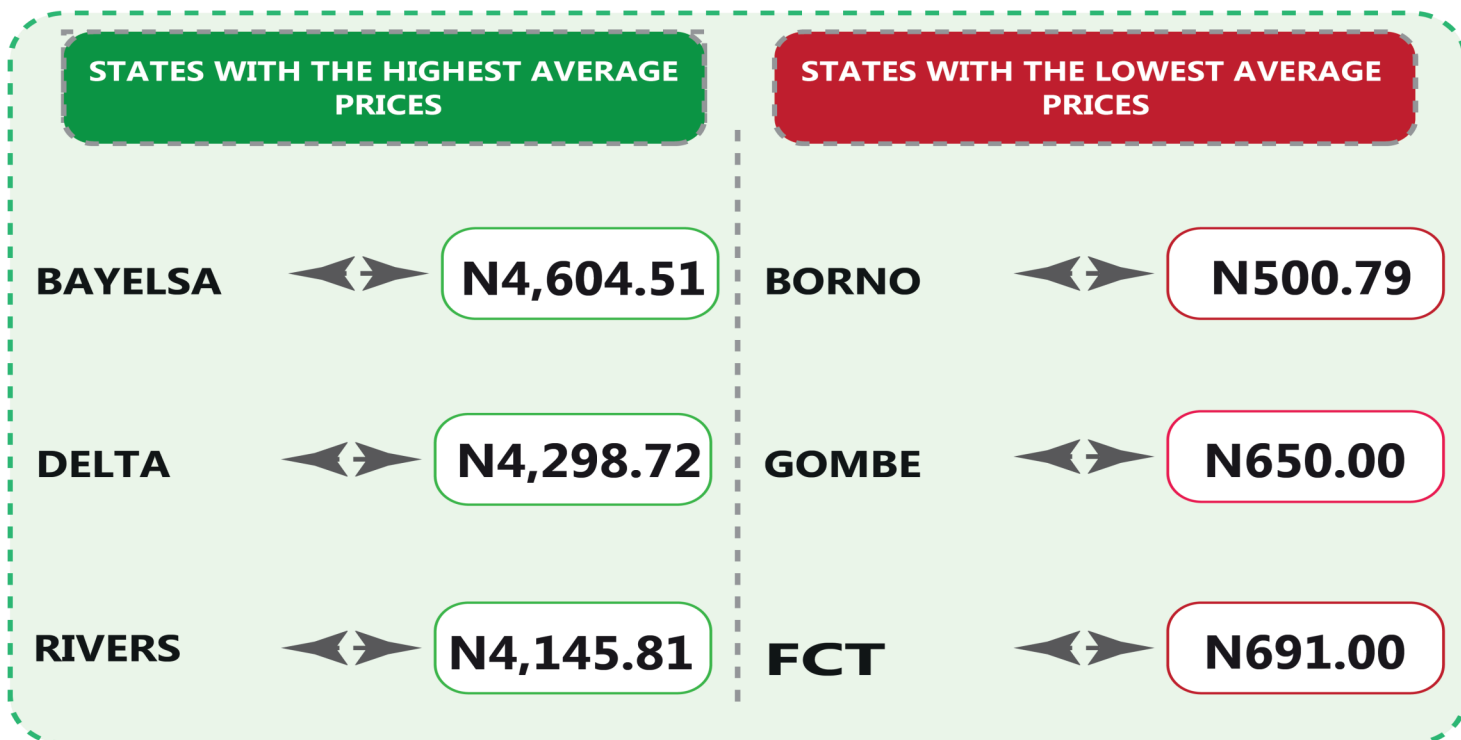
TRANSPORT FARE WATCH - DECEMBER 2024

Average Transport Fare Across States
-Journey by Motorcycle (Okada) Per Drop



TRANSPORT FARE WATCH - DECEMBER 2024

Average Transport Fare Across States
-Waterway Passenger Transport



TRANSPORT FARE WATCH - DECEMBER 2024

Average Transport Fare by Categories
NORTH CENTRAL

December 2024



BUS JOURNEY WITHIN CITY, PER DROP CONSTANT ROUTE




BUS JOURNEY INTERCITY, STATE ROUTE, CHARGE PER PERSON



AIR FARE CHARGE FOR SPECIFIED ROUTES SINGLE JOURNEY



JOURNEY BY MOTORCYCLE (OKADA) PER DROP



WATER TRANSPORT: WATER WAY PASSENGER TRANSPORTATION



TRANSPORT FARE WATCH - DECEMBER 2024

Average Transport Fare by Categories NORTH EAST



BUS JOURNEY WITHIN CITY, PER DROP CONSTANT ROUTE



BUS JOURNEY INTERCITY, STATE ROUTE, CHARGE PER PERSON



AIR FARE CHARGE FOR SPECIFIED ROUTES SINGLE JOURNEY



JOURNEY BY MOTORCYCLE (OKADA) PER DROP



WATER TRANSPORT: WATER WAY PASSENGER TRANSPORTATION



TRANSPORT FARE WATCH - DECEMBER 2024

Average Transport Fare by Categories NORTH WEST

Placeholder text



BUS JOURNEY WITHIN CITY, PER DROP CONSTANT ROUTE



YoY = 3.23%

N907.14

Dec-23



N936.48

Dec-24

MoM = 2.74%



N911.53

Nov-24

BUS JOURNEY INTERCITY, STATE ROUTE, CHARGE PER PERSON



YoY = 0.16%

N7,142.86

Dec-23



N7,154.63

Dec-24

MoM = 0.62%



N7,110.67

Nov-24

AIR FARE CHARGE FOR SPECIFIED ROUTES SINGLE JOURNEY



YoY = 47.86%

N85,357.14

Dec-23



N126,209.59

Dec-24

MoM = 0.34%



N125,779.95

Nov-24

JOURNEY BY MOTORCYCLE (OKADA) PER DROP



YoY = 47.79%

N357.14

Dec-23



N527.81

Dec-24

MoM = 4.37%



N505.71

Nov-24

WATER TRANSPORT: WATER WAY PASSENGER TRANSPORTATION



YoY = 17.29%

N814.29

Dec-23



N955.09

Dec-24

MoM = 2.21%



N934.40

Nov-24

TRANSPORT FARE WATCH - DECEMBER 2024

Average Transport Fare by Categories SOUTH EAST

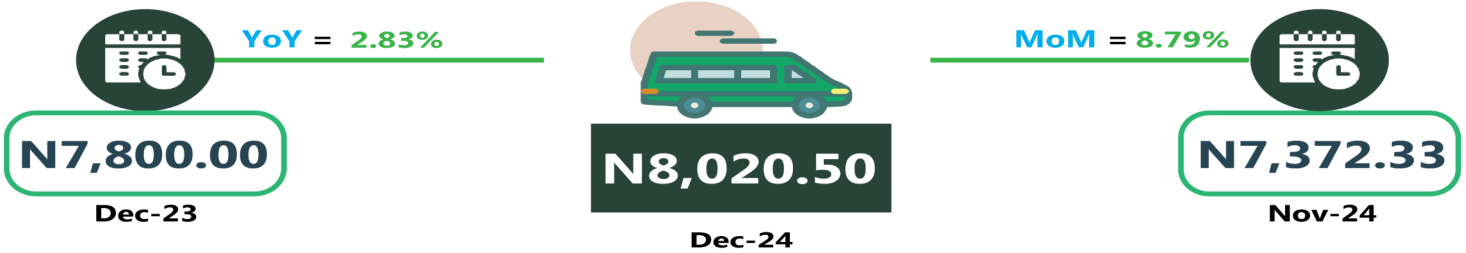
Transportation



BUS JOURNEY WITHIN CITY, PER DROP CONSTANT ROUTE



BUS JOURNEY INTERCITY, STATE ROUTE, CHARGE PER PERSON



AIR FARE CHARGE FOR SPECIFIED ROUTES SINGLE JOURNEY



JOURNEY BY MOTORCYCLE (OKADA) PER DROP



WATER TRANSPORT: WATER WAY PASSENGER TRANSPORTATION



TRANSPORT FARE WATCH - DECEMBER 2024

Average Transport Fare by Categories SOUTH WEST

Continuum



BUS JOURNEY WITHIN CITY, PER DROP CONSTANT ROUTE



BUS JOURNEY INTERCITY, STATE ROUTE, CHARGE PER PERSON



AIR FARE CHARGE FOR SPECIFIED ROUTES SINGLE JOURNEY



JOURNEY BY MOTORCYCLE (OKADA) PER DROP



WATER TRANSPORT: WATER WAY PASSENGER TRANSPORTATION



TRANSPORT FARE WATCH - DECEMBER 2024

Average Transport Fare by Categories SOUTH SOUTH

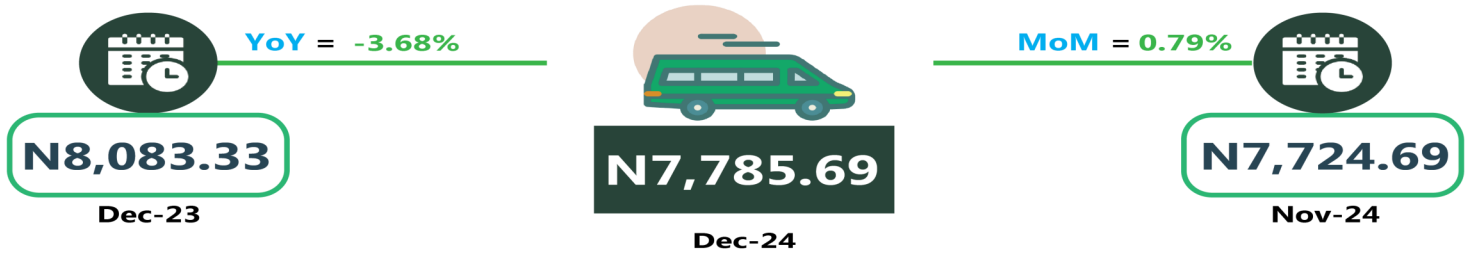
Continuum



BUS JOURNEY WITHIN CITY, PER DROP CONSTANT ROUTE



BUS JOURNEY INTERCITY, STATE ROUTE, CHARGE PER PERSON



AIR FARE CHARGE FOR SPECIFIED ROUTES SINGLE JOURNEY



JOURNEY BY MOTORCYCLE (OKADA) PER DROP



WATER TRANSPORT: WATER WAY PASSENGER TRANSPORTATION



APPENDIX

Zone	Average of Dec-23	Average of Nov-24	Average of Dec-24	MoM	YoY
Air fare charg.for specified routes single journey	85692.12	126146.31	126514.82	0.29	47.64
NORTH CENTRAL	82157.14	126333.32	126811.31	0.38	54.35
NORTH EAST	86750.00	126198.44	126754.47	0.44	46.11
NORTH WEST	85357.14	125779.95	126209.59	0.34	47.86
SOUTH EAST	84800.00	126165.24	126358.52	0.15	49.01
SOUTH SOUTH	88918.06	125695.94	125892.83	0.16	41.58
SOUTH WEST	86666.67	126738.06	127037.63	0.24	46.58
Bus journey intercity, state route, charg. per per	7402.16	7201.82	7571.96	5.14	2.29
NORTH CENTRAL	7011.43	6908.27	7391.28	6.99	5.42
NORTH EAST	7383.33	7122.75	7161.05	0.54	3.01
NORTH WEST	7142.86	7110.67	7154.63	0.62	0.16
SOUTH EAST	7800.00	7372.33	8020.50	8.79	2.83
SOUTH SOUTH	8083.33	7724.69	7785.69	0.79	3.68
SOUTH WEST	7166.67	7064.73	8093.04	14.56	12.93
Bus journey within city , per drop constant rou	902.70	904.47	923.84	2.14	2.34
NORTH CENTRAL	892.86	875.84	897.83	2.51	0.56
NORTH EAST	925.00	870.13	889.10	2.18	3.88
NORTH WEST	907.14	911.53	936.48	2.74	3.23
SOUTH EAST	840.00	895.92	907.65	1.31	8.05
SOUTH SOUTH	950.00	927.00	939.11	1.31	1.15
SOUTH WEST	891.67	948.57	972.38	2.51	9.05
Journey by motorcycle (okada) per drop	419.73	543.84	562.95	3.51	34.12
NORTH CENTRAL	414.29	528.57	549.72	4.00	32.69
NORTH EAST	450.00	567.58	586.81	3.39	30.40
NORTH WEST	357.14	505.71	527.81	4.37	47.79
SOUTH EAST	430.00	507.72	524.19	3.25	21.91
SOUTH SOUTH	391.67	529.23	546.02	3.17	39.41
SOUTH WEST	488.33	627.10	644.72	2.81	32.02
Water transport : water way passenger transportat	1386.76	1487.93	1506.98	1.28	8.67
NORTH CENTRAL	1007.14	1064.67	1086.29	2.03	7.86
NORTH EAST	780.00	845.99	866.06	2.37	11.03
NORTH WEST	814.29	934.40	955.09	2.21	17.29
SOUTH EAST	926.00	1059.87	1077.22	1.64	16.33
SOUTH SOUTH	3500.00	3643.36	3655.49	0.33	4.44
SOUTH WEST	1375.00	1470.73	1492.21	1.46	8.52

State	Air fare charg.for speci- fied routes single jour- ney	Bus journey inter- city, state route, charg. per per	Bus journey with- in city , per drop constant rou	Journey by mo- torcycle (okada) per drop	Water transport : water way pas- senger transpor- tat
ABIA	126519.80	8390.80	465.65	490.42	749.80
ABUJA	129300.20	8243.02	851.37	582.70	691.00
ADAMAWA	124710.30	7802.47	454.60	441.45	1313.47
AKWA IBOM	127617.95	8243.00	903.30	469.31	2480.27
ANAMBRA	126324.48	9614.39	924.70	341.87	904.86
BAUCHI	123243.83	6408.51	921.89	480.12	997.45
BAYELSA	123663.46	8151.35	904.74	351.79	4604.51
BENUE	124918.36	6690.14	852.00	589.58	1022.81
BORNO	129551.13	6702.98	849.29	501.46	500.79
CROSS RIVER	126604.35	8238.31	879.56	661.06	3213.99
DELTA	123754.28	8477.61	963.30	700.53	4298.72
EBONYI	122275.61	5682.80	834.33	600.22	1324.60
EDO	123767.99	6397.68	952.18	371.46	3189.63
EKITI	121409.71	7552.09	932.21	407.79	1005.96
ENUGU	127829.88	7151.46	1154.47	464.19	1216.78
GOMBE	126950.00	8550.00	1080.00	580.00	650.00
IMO	128842.81	9263.05	1159.09	724.27	1190.08
JIGAWA	127534.37	6380.65	1084.38	500.77	1119.66
KADUNA	126941.17	7391.20	950.22	646.55	945.90
KANO	125327.43	7613.45	795.05	616.42	944.71
KATSINA	126986.98	7231.99	941.55	432.12	998.29
KEBBI	124288.54	7225.58	917.77	508.12	844.61
KOGI	126275.78	9257.00	914.36	564.50	1527.39
KWARA	129948.07	5608.37	950.69	540.45	1410.59
LAGOS	125690.42	7323.48	1101.05	966.60	1819.94
NASARAWA	123788.46	6414.57	863.67	559.12	954.57
NIGER	127949.27	7329.27	853.52	434.42	939.04
OGUN	129178.37	9489.76	953.15	544.05	2226.71
ONDO	126450.60	7514.38	1172.77	815.58	1628.55
OSUN	129021.38	6954.31	906.35	482.32	1207.51
OYO	130475.33	9724.19	768.75	651.99	1064.57
PLATEAU	125499.05	8196.64	999.20	577.27	1058.61
RIVERS	129948.94	7206.18	1031.59	721.96	4145.81
SOKOTO	126527.13	6856.63	683.60	482.91	1022.90
TARABA	126457.67	6188.47	1185.68	769.11	822.92
YOBE	129613.86	7313.86	843.17	748.72	911.73
ZAMFARA	125861.49	7382.88	1182.77	507.77	809.55
Grand Total	126514.82	7571.96	923.84	562.95	1506.98

CONTACT



National Bureau of Statistics

Head Office

No 1, Wole Olanipekun Street,
Formerly, Plot 762 Independence
Avenue
Off Constitution Avenue,
CBD, Abuja, F. C. T.

Mr. Ichedi S.J

Information Desk

Head, Communication & Public
Relations Department (C&PRD)
Phone: +2348037051701
sjchedi@nigerianstat.gov.ng

Moses Mathew

Statistical Information Officer

Phone: +2347069071157
matmoses@nigerianstat.gov.ng

Dr A.A. Ayo

Head Prices Division

Phone: +2348036082904
anthonyayo@nigerianstat.gov.ng



@nbs_nigeria



NBSNigeria



nbs_nigeria

