



NATIONAL BUREAU OF STATISTICS

Selected Food Price Watch

(JANUARY 2025)

Report Date: February 2025

CONTENT

Executive Summary	4
Methodology	3
National.....	6
North Central.....	9
North East.....	10
North West.....	11
South East	12
South West	13
South-South.....	14
Appendix.....	15
Contact	17

EXECUTIVE SUMMARY

The National Bureau of Statistics (NBS) recently rebased the **Consumer Price Index (CPI)**. This rebasing aligns the price and weight reference periods with the current period to reflect the current consumption pattern. It also updates the composition of the goods and services basket which includes adding new items, that might change some item specifications. Consequently, the prices of some items may no longer be comparable to previous versions, while others remain the same. For example, the old basket included "**Agric hen Egg (dozen)**", while in the new, rebased basket, the pricing is for "**Agric hen eggs, (a Crate of 30 pieces)**."

In January 2025, the Selected Food Price Watch shows that the average price of 1kg beans brown (sold loose) stood at N2,458.53. This indicates a rise of 151.75% in price on a year-on-year basis from N976.58 recorded in January 2024 and a drop -1.71% on a month-on-month basis from N2,501.32 in December 2024. Garri White 1kg experienced significant price increases year on year by N111.03% from N600.69 in January of last year (2024) to N1,267.63 in January 2025. On a month-on-month basis, the average price of this item rose by 6.99% from N1,184.77 in December 2024. There was also a notable price increase in Rice local 1kg by 102.39% on a year-on-year basis from N1,021.79 in January 2024 to N2,068.00 in January 2025. On a month-on-month basis, it increased by 6.36% from N1,944.40 in December 2024.

The average price of 1kg of Yam tuber rose by 120.78% year-on-year, from N901.94 in January 2024 to N1,991.33 in January 2025. This also represents a month-on-month increase of 4.48%. In January 2025, the average price of 1kg of small white crayfish was N6,202.36, while 1kg of carrots cost N1,787.16.

January 2025 state profile analysis shows that Abia recorded the highest average price for 1kg of Bean Brown at N3,230.87, while Sokoto had the lowest at N1,575.36. For 1kg of Garri White, Abuja reported the highest average price at N1,662.11, with Oyo State recording the lowest at N909.09. Regarding the average price of Rice local 1kg, Plateau state recorded the highest price at N2,559.74, while Oyo state recorded the lowest price at N1,578.69. Ogun state recorded the highest average price of Yam tuber 1kg at N2 566.67, while the lowest was reported in Ondo at N 1,450.00. The average price of small white crayfish was higher in Abuja at N7,800.00 and Bayelsa state recorded the lowest price with N4,000

Across the zones, the average price of Bean Brown sold loose showed significant variation. The South-east recorded the highest average price at N 2,999.59, followed by the South-south at N 2,690.45. In contrast, the Northwest had the lowest average price at N 1,836.71. For Garri white 1kg, the Northwest and Northeast zones reported the highest average prices, at N 1,499.03 and N 1,336.26, respectively. The Southwest recorded the lowest average price for Garri white 1kg, at N 1,016.54. The South south recorded the highest average price of 1kg local Rice at N2,271.33 followed by the South west at N2,080.85 while the lowest was recorded in the North-east at N1,952.31.

METHODOLOGY

Fieldwork is done solely by over 700 NBS Staff in all States of the federation supported by supervisors who are monitored by internal and external observers.

Prices are collected across all the 774 local government across all the States and the FCT from 10,000 respondents and locations. the CPI is calculate using the weight derived from household consumption expenditure on goods and services and the actual prices of goods and services collected from the field.

The average of all these prices is reported for each state and the total average for the states is the average for the country.

NBS audit team subsequently conducts randomly selected verification of prices recorded.

SELECTED FOOD PRICE WATCH - JANUARY 2025

-National



Tomato

Highest Price



Ebonyi (N1778.11)

Lowest Price



Kebbi(N512.96)

N845.26

JANUARY 2024

YoY = 27.94%

N1,081.44

1KG
JANUARY 2025

MoM = -25.60%

N1,453.50

DECEMBER 2024



Rice local sold loose

Highest Price



Plateau (N2559.74)

Lowest Price



Oyo (N1578.69)

N1,021.79

JANUARY 2024

YoY = 102.39%

N2,068.00

1KG
JANUARY 2025

MoM = 6.36%

N1,944.40

DECEMBER 2024



Beans brown,sold loose

Highest Price



Abia (N3230.87)

Lowest Price



Sokoto (N1575.36)

N976.58

JANUARY 2024

YoY = 151.75%

N2,458.53

1KG
JANUARY 2025

MoM = -1.71%

N2,501.32

DECEMBER 2024



Yam Tuber

Highest Price



Ogun (N2566.67)

Lowest Price



Ondo(N1450)

N901.94

JANUARY 2024

YoY = 120.78%

N1,991.33

1KG
JANUARY 2025

MoM = 4.48%


N1,905.90

DECEMBER 2024



SELECTED FOOD PRICE WATCH - JANUARY 2025

-National



Onion Bulb

Highest Price



CrossRiver (N2500)

N881.20

JANUARY 2024

YoY = 55.20%



N1,367.62



JANUARY 2025

Lowest Price



Taraba (N520)

MoM = -33.54%

N2,057.81

DECEMBER 2024

Beef, boneless

Highest Price



Imo (N8239.82)

N3,315.78

JANUARY 2024

YoY = 84.65%



N6,122.57



JANUARY 2025

Lowest Price



Benue(N4200)

MoM = -0.45%

N6,150.18

DECEMBER 2024

Bread sliced 450g


Highest Price



Ogun (N1950)

YoY = -

JANUARY 2024



N1,604.78



JANUARY 2025

Lowest Price



Osun (N1300)

MoM = -

DECEMBER 2024

Palm oil: 1 bottle

Highest Price



Ogun (N3000)

N1,456.72

JANUARY 2024

YoY = 59.92%



N2,329.54



JANUARY 2025

Lowest Price



Taraba (N1363.33)

MoM = -9.79%

N2,582.35

DECEMBER 2024

SELECTED FOOD PRICE WATCH - JANUARY 2025

-National



Wheat flour: prepacked (golden penny 2kg)

Highest Price



Borno (N5500)

Lowest Price



Bauchi (N2700)

N2,042.98

YoY = 88.32%

JANUARY 2024

N3,847.37

2KG

JANUARY 2025

MoM = -0.62%

N3,871.48

DECEMBER 2024

Gari white,sold loose

Highest Price



Abuja (N1662.11)

Lowest Price



Oyo (N909)

N600.69

YoY = 111.03%

JANUARY 2024

N1,267.63

1KG

JANUARY 2025

MoM = 6.99%

N1,184.77

DECEMBER 2024

SELECTED FOOD PRICE WATCH - JANUARY 2025

- NORTH CENTRAL



Tomato



N952.30



1KG

Beans brown,sold loose



N2,580.80



1KG

Rice local sold loose



N2,079.87



1KG

Bread sliced 500g



N1,685.16



1 Loaf

Yam Tuber



N1,885.11



1KG

Palm oil: 1 bottle



N2,057.84



1 Litre

Beef,boneless



N5,800.13



1KG

Onion bulb



N1,210.56



1KG

Gari white,sold loose



N1,212.77



1KG

Wheat flour: prepacked (golden penny 2kg)



N3,541.16



2KG

SELECTED FOOD PRICE WATCH - JANUARY 2025

- NORTH EAST



Tomato



N768.33

1KG

Beans brown,sold loose



N2,434.87

1KG


Rice local sold loose



N1,952.31

1KG

Bread sliced 500g



N1,470.18

1 Loaf

Yam Tuber



N1,704.44

1KG

Palm oil: 1 bottle



N1,907.78

1 Litre

Beef,boneless



N5,671.11

1KG

Onion bulb



N743.61

1KG

Gari white,sold loose



N1,336.26

1KG

Wheat flour: prepacked (golden penny 2kg)



N3,829.03

2KG

SELECTED FOOD PRICE WATCH - JANUARY 2025

- NORTH WEST



Tomato



N790.46

1KG

Beans brown,sold loose



N1,836.71

1KG

Rice local sold loose



N2,038.76

1KG

Bread sliced 500g



N1,645.29

1 Loaf

Yam Tuber



N2,043.02

1KG

Palm oil: 1 bottle



N2,552.78

1 Litre

Beef,boneless



N5,417.14

1KG

Onion bulb



N1,116.04

1KG

Gari white,sold loose



N1,499.03

1KG

Wheat flour: prepacked (golden penny 2kg)




N3,735.71

2KG

SELECTED FOOD PRICE WATCH - JANUARY 2025

- SOUTH EAST




Tomato



N1,611.54

 1KG

Beans brown,sold loose



N2,999.59

 1KG


Rice local sold loose




N1,971.71

 1KG

Bread sliced 500g



N1,499.78

 1 Loaf

Yam Tuber



N2,140.46

 1KG

Palm oil: 1 bottle



N2,329.09

 1 Litre

Beef,boneless



N7,590.05

 1KG

Onion bulb



N1,766.96

 1KG

Gari white,sold loose



N1,291.21

 1KG

Wheat flour: prepacked (golden penny 2kg)



N5,072.23

 2KG

SELECTED FOOD PRICE WATCH - JANUARY 2025

- SOUTH WEST



Tomato



N1,316.03

1KG

Beans brown,sold loose



N2,382.22

1KG


Rice local sold loose



N2,080.85

1KG

Bread sliced 500g



N1,618.98

1 Loaf

Yam Tuber



N1,960.24

1KG

Palm oil: 1 bottle



N2,702.70

1 Litre

Beef,boneless



N6,255.70

1KG

Onion bulb



N1,143.29

1KG

Gari white,sold loose



N1,016.54

1KG

Wheat flour: prepacked (golden penny 2kg)



N3,382.98

2KG

SELECTED FOOD PRICE WATCH - JANUARY 2025

- SOUTH SOUTH




Tomato



N1,208.34

1KG

Beans brown,sold loose



N2,690.45

1KG

Rice local sold loose



N2,271.33

1KG

Bread sliced 500g



N1,671.67

1 Loaf

Yam Tuber



N2,248.65

1KG

Palm oil: 1 bottle



N2,435.07

1 Litre

Beef,boneless



N6,417.16

1KG

Onion bulb



N2,359.93

1KG

Gari white,sold loose



N1,224.51

1KG

Wheat flour: prepacked (golden penny 2kg)



N3,796.88

2KG

APPENDIX

Item Label	NORTH CEN- TRAL	NORTH EAST	NORTH WEST	SOUTH EAST	SOUTH SOUTH	SOUTH WEST
Agric hen eggs,	237.39	231.67	239.19	280.29	257.50	250.83
Agric hen eggs, (a Crate of 30 pieces)	5,311.29	6,250.00	5,712.50	6,293.44	5,992.92	5,900.00
Beans Brown	2,580.80	2,434.87	1,836.71	2,999.59	2,690.45	2,382.22
Beans white	2,162.48	1,994.33	1,578.71	2,633.14	2,566.48	1,977.28
Beef Boneless	5,800.13	5,671.11	5,417.14	7,590.05	6,417.16	6,255.70
Bread (sliced), 450g	1,685.16	1,470.18	1,645.29	1,499.78	1,671.67	1,618.98
Bread (unsliced), 450g	1,493.30	1,196.87	1,612.03	1,355.72	1,692.01	1,318.52
Carrots, fresh	1,491.43	1,610.00	1,521.29	2,012.90	2,253.79	1,964.79
Cat fresh fish	6,282.98	5,088.10	4,109.82	5,510.78	5,455.39	4,971.62
Chicken feet	3,582.52	2,791.67	2,329.61	3,146.60	3,767.17	4,232.22
Chicken meat (Frozen)	6,071.74	4,550.00	4,400.00	7,440.00	5,381.33	5,550.00
Chicken Wings	4,609.04	3,451.54	3,809.71	4,430.92	4,847.22	4,950.93
Cray fish small white	6,954.08	6,705.56	6,730.19	6,078.96	4,683.33	5,980.41
Dried fish, Bonga	7,392.07	5,408.18	5,263.59	8,147.92	5,575.82	5,275.00
Garri white	1,212.77	1,336.26	1,499.03	1,291.21	1,224.51	1,016.54
Garri Yellow	1,269.21	1,494.03	1,575.88	1,348.00	1,303.18	1,140.43
Ginger, fresh	4,050.70	3,949.17	3,483.57	4,623.34	4,650.00	4,700.00
Goat Meat Bone in	5,276.53	5,457.26	5,511.52	7,629.24	7,025.88	6,820.98
Groundnut oil, 75cl	2,601.20	2,702.78	2,683.28	2,850.17	3,498.61	3,386.61
Groundnuts, roasted, 75cl bottle	2,328.29	2,150.00	2,191.64	2,660.00	2,761.67	2,322.92
Irish Potatoe	1,714.86	1,243.15	1,341.65	2,381.17	2,051.97	2,198.61
Local Rice (Broken)	3,005.13	1,619.74	1,571.40	2,294.64	3,157.67	3,438.06
Mackerel, Frozen	7,344.78	4,919.12	4,486.13	4,463.49	4,768.21	4,350.17
Maize (Corn) Grains (White) sold loose	1,017.49	1,052.00	1,003.78	1,433.63	1,387.84	1,212.06
Onions, fresh	1,210.56	743.61	1,116.04	1,766.96	2,359.93	1,143.29
Palm oil, 75cl	2,057.84	1,907.78	2,552.78	2,329.09	2,435.07	2,702.70
Plantain (ripe)	1,961.87	1,799.23	1,716.07	2,020.14	1,992.35	1,802.87
Plantain (unripe)	2,297.00	2,104.49	1,910.57	2,180.17	2,342.53	1,894.94
Rice Local, short-Grained	2,079.87	1,952.31	2,038.76	1,971.71	2,271.33	2,080.85
Rice Long-Grained (Imported)	2,532.21	2,241.34	2,678.39	2,497.24	2,626.58	2,422.47
Semovita, Prepacked (1kg)	2,118.12	2,091.67	1,771.43	2,365.27	2,252.08	1,924.72
Smoked fish	5,704.25	5,433.33	4,161.76	5,513.49	6,190.48	5,618.33
Sweet potatoes	723.00	796.31	676.73	830.22	1,500.54	635.45
Tilapia fresh fish (Epiya)	5,851.97	4,900.00	4,627.44	5,121.73	4,805.00	5,037.31
Tin Milk-Evaporated, Peak Milk, 150g	899.84	950.00	856.43	1,030.00	943.75	921.62
Tin Milk-Evaporated, Three Crown Milk, 160g	768.78	856.67	805.71	816.00	970.00	819.35
Titus, frozen	6,647.79	4,825.56	5,878.10	5,187.19	5,248.51	4,704.34
Tomatoes, fresh	952.30	768.33	790.46	1,611.54	1,208.34	1,316.03
Vegetable Oil, 75cl	2,731.42	2,617.59	2,625.36	2,846.77	3,500.00	3,612.29
Watermelon whole, medium size fresh	1,686.87	1,650.00	1,396.40	2,369.36	2,362.75	1,829.17
Wheat Flour, Prepacked (2kg)	3,541.16	3,829.03	3,735.71	5,072.23	3,796.88	3,382.98
Yam Tuber	1,885.11	1,704.44	2,043.02	2,140.46	2,248.65	1,960.24

Item Label	Average of Jan-24	Average of Dec-24	Average of Jan-25	MoM	YoY	Highest	Lowest
Agric hen eggs	116.41	252.17	248.04	- 1.64	113.08	Enugu (325)	Adamawa (200)
Agric hen eggs, (a Crate of 30 pieces)			5,878.14			Enugu (7000)	Niger (4613.06)
Beans Brown	976.58	2,501.32	2,458.53	- 1.71	151.75	Abia (3230.87)	Sokoto (1575.36)
Beans white	921.38	2,319.04	2,123.85	- 8.42	130.51	Enugu (2722.76)	Sokoto (1370.59)
Beef Boneless	3,315.78	6,150.18	6,122.57	- 0.45	84.65	Imo (8239.82)	Benue (4200)
Bread (sliced), 450g			1,604.78			Ogun (1950)	Osun (1300)
Bread (unsliced), 450g			1,452.98			Akwa Ibom (1800)	Yobe (900)
Carrots, fresh			1,787.16			Bayelsa (2572.73)	Benue (1400)
Cat fresh fish	2,497.37	4,347.44	5,226.87	20.23	109.29	Plateau (7608.1)	Kaduna (3442.5)
Chicken feet	2,052.10	3,397.83	3,293.63	- 3.07	60.50	Ondo (4750)	Taraba (2000)
Chicken meat (Frozen)	4,007.58	6,473.81	5,497.03	- 15.09	37.17	Ebonyi (7800)	Sokoto (4000)
Chicken Wings	2,506.81	4,422.80	4,340.11	- 1.87	73.13	Niger (5703.26)	Yobe (2709.25)
Cray fish small white			6,227.04			Abuja (7800)	Bayelsa (4000)
Dried fish, Bonga			6,131.98			Enugu (8900)	Bayelsa (4202.78)
Garri white	600.69	1,184.77	1,267.63	6.99	111.03	Abuja (1662.11)	Oyo (909.09)
Garri Yellow	624.21	1,296.93	1,358.96	4.78	117.71	Gombe (1692.31)	Benue (980.24)
Ginger, fresh			4,206.80			Oyo (5000)	Katsina (2550)
Goat Meat Bone in			6202.357505			Akwa Ibom	Kogi (3925)
Groundnut oil, 75cl			2,939.73			Ogun (3900)	Adamawa (2000)
Groundnuts, roasted,75cl bottle			2,387.76			Bayelsa (3125)	Kano (1806.47)
Irish Potatoe	1,051.77	1,818.29	1,790.91	- 1.51	70.28	Oyo (2687.5)	Abuja (972.45)
Local Rice (Broken)			2,508.15			Ogun (4500)	Yobe (1416.67)
Mackerel, Frozen	2,457.96	4,287.65	5,117.81	19.36	108.21	Plateau (8696.05)	Zamfara
Maize (Corn) Grains (White) sold loose	633.91	1,151.13	1,168.34	1.49	84.31	Imo (1762.5)	Kebbi (692.27)
Onions, fresh	881.20	2,057.81	1,367.62	- 33.54	55.20	Cross River (2500)	Taraba (520)
Palm oil, 75cl	1,456.72	2,582.35	2,329.54	- 9.79	59.92	Ogun (3000)	Taraba (1363.33)
Plantain (ripe)	810.67	1,533.68	1,876.03	22.32	131.42	Akwa Ibom	Lagos (1584.06)
Plantain (unripe)	811.95	1,550.15	2,119.07	36.70	160.99	Plateau (2821.97)	Oyo (1564.71)
Rice Local, short-Grained	1,021.79	1,944.40	2,068.00	6.36	102.39	Plateau (2559.74)	Oyo (1578.69)
Rice Long-Grained (Imported)	1,322.01	2,520.78	2,505.48	- 0.61	89.52	Plateau (3181.82)	Oyo (1935.48)
Semovita, Prepacked (1kg)			2,072.00			Rivers (2550)	Oyo (1700)
Smoked fish (Mackerel)			5,407.63			Kwara (8000)	Kebbi (3360.04)
Sweet potatoes	615.47	930.79	852.52	- 8.41	38.51	Taraba (1700)	Nasarawa (500)
Tilapia fresh fish (Epiya)	2,214.43	4,106.72	5,065.36	23.34	128.74	Benue (8239.29)	Kebbi (3692.11)
Tin Milk-Evaporated, Peak Milk, 150g	575.78	1,014.74	928.00	- 8.55	61.17	Rivers (1150)	Bayelsa (725)
Tin Milk-Evaporated, Three Crown			837.23			Bayelsa (1200)	Benue (675)
Titus, frozen	2,628.51	4,725.17	5,467.23	15.70	108.00	Kwara (8343.26)	Taraba (4000)
Tomatoes, fresh	845.26	1,453.50	1,081.44	- 25.60	27.94	Ebonyi (1778.11)	Kebbi (512.96)
Vegetable Oil, 75cl	1,782.77	3,362.83	2,975.96	- 11.50	66.93	Ekiti (4616.67)	Adamawa (1800)
Watermelon whole, medium size			1,850.84			Akwa Ibom (2500)	Zamfara (1200)
Wheat Flour, Prepacked (2kg)	2,042.98	3,871.48	3,847.37	- 0.62	88.32	Borno (5500)	Bauchi (2700)
Yam Tuber	901.94	1,905.90	1,991.33	4.48	120.78	Ogun (2566.67)	Ondo (1450)

CONTACT



National Bureau of Statistics

Head Office

No 1, Wole Olanipekun Street,
Formerly, Plot 762 Independence
Avenue
Off Constitution Avenue,
CBD, Abuja, F. C. T.

Mr. Ichedi S.J

Information Desk

Head, Communication & Public
Relations Department (C&PRD)
Phone: +2348037051701
sjichedi@nigerianstat.gov.ng

Moses Mathew

Statistical Information Officer

Phone: +2347069071157
matmoses@nigerianstat.gov.ng

Dr A.A. Ayo

Head Prices Division

Phone: +2348036082904
anthonyayo@nigerianstat.gov.ng



@nbs_nigeria



NBSNigeria



nbs_nigeria

