



NATIONAL BUREAU OF STATISTICS

Selected Food Price Watch

(APRIL 2025)

Report Date: May 2025

CONTENT

| | |
|-------------------------|----|
| Executive Summary | 4 |
| Methodology | 3 |
| National..... | 6 |
| North Central..... | 9 |
| North East..... | 10 |
| North West..... | 11 |
| South East | 12 |
| South West | 13 |
| South-South..... | 14 |
| Appendix..... | 15 |
| Contact | 17 |

EXECUTIVE SUMMARY

The National Bureau of Statistics (NBS) recently rebased the **Consumer Price Index (CPI)**. This rebasing aligns the price and weight reference periods with the current period to reflect the current consumption pattern. It also updates the composition of the goods and services basket which includes adding new items, that might change some item specifications. Consequently, the prices of some items may no longer be comparable to previous versions, while others remain the same. For example, the old basket included "**Agric hen Egg (dozen)**", while in the new, rebased basket, the pricing is for "**Agric hen eggs, (a Crate of 30 pieces)**."

In April 2025, the Selected Food Price Watch shows that the average price of 1kg Rice Local (sold loose) stood at N2,144.05. This indicates a rise of 53.22% in price on a year-on-year basis from N1,399.34 recorded in April 2024 and a drop of -4.40% on a month-on-month basis from N2,242.64 in March 2025. Maize Grains (white) sold loose saw a 55.42% increase in price, jumping from ₦797.61 in April 2024 to ₦1,239.61 in April 2025. However, there was a slight reprieve on a month-on-month basis, with the average price declining by 3.06% from ₦1,278.76 in March 2025. Similarly, Garri white 1kg recorded a 57.91% price increase year-on-year, rising from ₦851.81 in April 2024 to ₦1,345.10 in April 2025. This item also experienced a marginal decrease month-on-month, falling by 1.31% from ₦1,362.96 in March 2025.

The average price of 1kg of Yam tuber rose by 98.17% year-on-year, from N1,130.37 in April 2024 to N2,249.08 in April 2025. Groundnuts oil, 75cl stood at N3,250.32 from N3,218.82 recorded in the previous month, this represents a month-on-month increase of 0.98%.

April 2025 state profile analysis shows that Enugu recorded the highest average price for 1kg of Rice local at N2,600.00, while Oyo had the lowest at N1,800.00. For Maize Grains (white) sold loose, Imo State reported the highest average price at N2,000.00, with Yobe recording the lowest at N858.67. Regarding the average price of Garri white 1kg, Abuja recorded the highest price at N1,902.00, while Ondo state recorded the lowest price at N1,000.00. Imo state recorded the highest average price of Yam tuber 1kg at N2,985.28, while the lowest was reported in Benue at N1,810.00. The average price of Groundnuts oil, 75cl was higher in Ekiti at N4,200.00 and Abia recorded the lowest price with N2,335.05.

Across the zones, the average price of Rice local sold loose showed significant variation. The South-east recorded the highest average price at N2,250.00 followed by the South east at N 2,224.88. In contrast, the Northwest had the lowest average price at N 1,970.37. For Maize Grains (white) sold loose, the South east and South south zones reported the highest average prices, at N1,530.00 and N1,428.09, respectively while Northcentral recorded the least N1,058.20. The Northwest recorded the highest average price of Garri white at N1,503.74 followed by the South east at N1,410.22 while the lowest was recorded in the South west at N1,126.56.

METHODOLOGY

Fieldwork is done solely by over 700 NBS Staff in all States of the federation supported by supervisors who are monitored by internal and external observers.

Prices are collected across all the 774 local government across all the States and the FCT from 10,000 respondents and locations. the CPI is calculate using the weight derived from household consumption expenditure on goods and services and the actual prices of goods and services collected from the field.

The average of all these prices is reported for each state and the total average for the states is the average for the country.

NBS audit team subsequently conducts randomly selected verification of prices recorded.

SELECTED FOOD PRICE WATCH - APRIL 2025

-National



Tomato

Highest Price



Imo (N1929.19)

Lowest Price



Kaduna (N848.78)

N1,123.41

APRIL 2024

YoY = 14.26%

N1,283.57

1KG
APRIL 2025

MoM = 10.91%

N1,157.35

MARCH 2025



Rice local sold loose

Highest Price



Enugu (N2600)

Lowest Price



Oyo (N1800)

N1,399.34

APRIL 2024

YoY = 53.22%

N2,144.05

1KG
APRIL 2025

MoM = -4.40%

N2,242.64

MARCH 2025



Beans brown, sold loose

Highest Price



Abia (N3600)

Lowest Price



Sokoto (N1658.02)

N1,387.90

APRIL 2024

YoY = 75.04%


N2,429.39

1KG
APRIL 2025

MoM = -7.14%

N2,616.26

MARCH 2025



Yam Tuber

Highest Price



Imo (N2985.28)

Lowest Price



Benue (N1810)

N1,130.37

APRIL 2024

YoY = 98.17%

N2,240.08

1KG
APRIL 2025

MoM = 4.62%

N2,141.13

MARCH 2025



SELECTED FOOD PRICE WATCH - APRIL 2025

-National



Onion Bulb

Highest Price



Abia (N2840.42)



Lowest Price



Niger (N850)

N1,018.83

YoY = 47.58%

APRIL 2024

N1,503.56



APRIL 2025

MoM = 4.79%

N1,434.85

MARCH 2025

Beef, boneless

Highest Price



Abia (N8673.77)



Lowest Price



Yobe (N5300)

N4,711.65

YoY = 38.90%

APRIL 2024

N6,544.54



APRIL 2025

MoM = 0.32%

N6,523.50


MARCH 2025

Bread sliced 450g

Highest Price



Ogun (N2187.92)



Lowest Price



Osun (N1256.25)

YoY =

N1,688.40



APRIL 2025

MoM = 0.49%

N1,680.17

MARCH 2025

Palm oil: 1 bottle

Highest Price



Enugu (N3216.49)



Lowest Price



Taraba (N1795.83)

N1,634.05

YoY = 53.99%

APRIL 2024

N2,516.36



APRIL 2025

MoM = 0.18%

N2,511.77

MARCH 2025

SELECTED FOOD PRICE WATCH - APRIL 2025

-National



Wheat flour: prepacked (golden penny 2kg)

Highest Price



Imo (N6247.72)

Lowest Price



Ondo (N3300)

N2,573.25

YoY = 61.92%

APRIL 2024



N4,166.57

2KG

APRIL 2025

MoM = 1.27%

N4,114.24

MARCH 2025



Gari white,sold loose

Highest Price



Abuja (N1902)

Lowest Price



Ondo (N1000)

N851.81

YoY = 57.91%

APRIL 2024



N1,345.10

1KG

APRIL 2025

MoM = -1.31%

N1,362.96

MARCH 2025



SELECTED FOOD PRICE WATCH - APRIL 2025

- NORTH CENTRAL




Tomato



N1,135.84

1KG

Beans brown,sold loose



N2,602.86

1KG


Rice local sold loose



N2,135.71

1KG

Bread sliced 500g



N1,738.73

1 Loaf

Yam Tuber



N2,006.22

1KG

Palm oil: 1 bottle



N2,340.00

1 Litre

Beef,boneless



N6,336.44

1KG

Onion bulb



N1,294.71

1KG

Gari white,sold loose



N1,386.14

1KG

Wheat flour: prepacked (golden penny 2kg)



N3,968.50

2KG

SELECTED FOOD PRICE WATCH - APRIL 2025

- NORTH EAST



Tomato



N1,224.46

1KG

Beans brown,sold loose



N2,451.67

1KG


Rice local sold loose



N1,970.37

1KG

Bread sliced 500g



N1,590.00

1 Loaf

Yam Tuber



N2,227.26

1KG

Palm oil: 1 bottle



N2,160.42

1 Litre

Beef,boneless



N6,295.79

1KG

Onion bulb



N1,112.54

1KG

Gari white,sold loose



N1,345.76

1KG

Wheat flour: prepacked (golden penny 2kg)



N4,126.23

2KG

SELECTED FOOD PRICE WATCH - APRIL 2025

- NORTH WEST




Tomato



N1,031.22

1KG

Beans brown,sold loose



N1,682.07

1KG

Rice local sold loose



N2,208.34

1KG

Bread sliced 500g



N1,727.24

1 Loaf

Yam Tuber



N2,142.81

1KG

Palm oil: 1 bottle



N2,643.76

1 Litre

Beef,boneless



N5,776.17

1KG

Onion bulb



N1,278.03

1KG

Gari white,sold loose



N1,503.74

1KG

Wheat flour: prepacked (golden penny 2kg)



N3,984.57

2KG

SELECTED FOOD PRICE WATCH - APRIL 2025

- SOUTH EAST



Tomato



N1,779.02

1KG

Beans brown,sold loose



N3,230.00

1KG


Rice local sold loose



N2,250.00

1KG

Bread sliced 500g



N1,651.78

1 Loaf

Yam Tuber



N2,456.53

1KG

Palm oil: 1 bottle



N2,689.37

1 Litre

Beef,boneless



N8,305.47

1KG

Onion bulb



N2,022.02

1KG

Gari white,sold loose



N1,410.22

1KG

Wheat flour: prepacked (golden penny 2kg)



N5,627.03

2KG

SELECTED FOOD PRICE WATCH - APRIL 2025

- SOUTH WEST



Tomato




N1,395.00



1KG

Beans brown,sold loose



N2,336.67



1KG

Rice local sold loose




N2,083.33



1KG

Bread sliced 500g



N1,661.65



1 Loaf

Yam Tuber



N2,193.33



1KG

Palm oil: 1 bottle



N2,833.33



1 Litre

Beef,boneless



N6,415.08



1KG

Onion bulb



N1,199.17



1KG

Gari white,sold loose



N1,126.56



1KG

Wheat flour: prepacked (golden penny 2kg)



N3,683.33



2KG

SELECTED FOOD PRICE WATCH - APRIL 2025

- SOUTH SOUTH




Tomato



N1,285.14

1KG

Beans brown,sold loose



N2,502.15

1KG


Rice local sold loose



N2,224.88

1KG

Bread sliced 500g



N1,740.03

1 Loaf

Yam Tuber



N2,505.61

1KG

Palm oil: 1 bottle



N2,468.25

1 Litre

Beef,boneless



N6,594.50

1KG

Onion bulb



N2,273.72

1KG

Gari white,sold loose



N1,275.73

1KG

Wheat flour: prepacked (golden penny 2kg)



N3,916.50

2KG

APPENDIX

| Item Label | NORTH CENTRAL | NORTH EAST | NORTH WEST | SOUTH EAST | SOUTH SOUTH | SOUTH WEST |
|--|------------------|---------------|---------------|---------------|----------------|---------------|
| Agric hen eggs, | 253.29 | 247.50 | 242.79 | 300.20 | 264.53 | 258.17 |
| Agric hen eggs, (a Crate of 30 pieces) | 5,836.00 | 6,551.67 | 5,082.50 | 7,155.27 | 6,306.79 | 6,366.67 |
| Beans Brown | 2,602.86 | 2,451.67 | 1,682.07 | 3,230.00 | 2,502.15 | 2,336.67 |
| Beans white | 2,037.43 | 2,036.32 | 1,566.34 | 2,800.00 | 2,329.36 | 2,030.00 |
| Beef Boneless | 6,336.44 | 6,295.79 | 5,776.17 | 8,305.47 | 6,594.50 | 6,415.08 |
| Bread (sliced), 450g | 1,738.73 | 1,590.00 | 1,727.24 | 1,651.78 | 1,740.03 | 1,661.65 |
| Bread (unsliced), 450g | 1,646.01 | 1,283.33 | 1,713.27 | 1,522.68 | 1,700.11 | 1,371.52 |
| Carrots, fresh | 1,586.57 | 1,555.00 | 1,581.63 | 2,340.81 | 2,478.41 | 2,229.47 |
| Cat fresh fish | 6,832.38 | 5,109.72 | 4,593.39 | 5,945.63 | 5,661.23 | 5,308.00 |
| Chicken feet | 3,975.97 | 2,933.33 | 2,506.21 | 3,443.13 | 3,858.47 | 4,376.34 |
| Chicken meat (Frozen) | 6,228.57 | 4,904.50 | 4,923.08 | 7,633.40 | 5,555.00 | 5,566.67 |
| Chicken Wings | 5,077.44 | 3,700.65 | 4,527.48 | 4,978.84 | 5,084.09 | 5,287.35 |
| Cray fish small white | 7,297.43 | 7,083.33 | 6,983.05 | 7,016.66 | 4,937.02 | 6,515.11 |
| Dried fish, Bonga | 7,726.59 | 6,391.67 | 5,782.76 | 9,148.80 | 5,771.01 | 5,508.50 |
| Garri white | 1,386.14 | 1,345.76 | 1,503.74 | 1,410.22 | 1,275.73 | 1,126.56 |
| Garri Yellow | 1,411.50 | 1,542.10 | 1,457.16 | 1,533.39 | 1,332.56 | 1,271.83 |
| Ginger, fresh | 4,600.86 | 4,338.33 | 5,445.17 | 5,496.47 | 5,041.64 | 4,971.67 |
| Goat Meat Bone in | 5,751.62 | 6,220.17 | 6,066.78 | 8,460.54 | 7,360.04 | 6,950.00 |
| Groundnut oil, 75cl | 2,940.09 | 3,253.00 | 2,911.99 | 3,092.12 | 3,669.77 | 3,716.67 |
| Groundnuts, roasted, 75cl bottle | 2,365.70 | 2,238.75 | 2,668.90 | 2,903.72 | 2,733.04 | 2,433.33 |
| Irish Potatoe | 1,882.57 | 1,520.52 | 1,493.22 | 2,600.63 | 2,178.61 | 2,211.67 |
| Local Rice (Broken) | 2,857.14 | 1,868.75 | 1,757.02 | 2,320.00 | 3,191.69 | 3,150.00 |
| Mackerel, Frozen | 7,597.88 | 5,783.74 | 4,308.27 | 5,249.79 | 4,953.21 | 4,405.00 |
| Maize (Corn) Grains (White) sold loose | 1,058.20 | 1,158.80 | 1,133.82 | 1,530.00 | 1,428.09 | 1,225.00 |
| Onions, fresh | 1,294.71 | 1,112.54 | 1,278.03 | 2,022.02 | 2,273.72 | 1,199.17 |
| Palm oil, 75cl | 2,340.00 | 2,160.42 | 2,643.76 | 2,689.37 | 2,468.25 | 2,833.33 |
| Plantain (ripe) | 2,238.52 | 1,888.54 | 1,886.23 | 2,280.07 | 2,103.14 | 1,983.33 |
| Plantain (unripe) | 2,447.40 | 2,046.33 | 1,888.86 | 2,463.21 | 2,438.18 | 2,166.67 |
| Rice Local, short-Grained | 2,135.71 | 1,970.37 | 2,208.34 | 2,250.00 | 2,224.88 | 2,083.33 |
| Rice Long-Grained (Imported) | 2,671.43 | 2,263.13 | 2,661.35 | 2,704.60 | 2,735.17 | 2,400.00 |
| Semovita, Prepacked (1kg) | 2,243.59 | 2,389.45 | 2,009.14 | 2,449.89 | 2,480.18 | 2,046.67 |
| Smoked fish | 6,248.10 | 6,094.61 | 4,703.79 | 6,440.04 | 6,434.98 | 5,838.33 |
| Sweet potatoes | 798.49 | 880.52 | 872.94 | 938.28 | 1,487.03 | 687.50 |
| Tilapia fresh fish (Epiya) | 6,570.47 | 5,304.33 | 4,882.68 | 5,430.12 | 5,354.13 | 5,305.00 |
| Tin Milk-Evaporated, Peak Milk, 150g | 1,035.45 | 996.50 | 910.44 | 1,110.22 | 980.63 | 958.33 |
| Tin Milk-Evaporated, Three Crown Milk, | 831.71 | 963.63 | 870.11 | 910.61 | 938.69 | 835.00 |
| Titus, frozen | 7,016.01 | 5,133.33 | 6,677.73 | 5,856.31 | 5,554.32 | 5,081.67 |
| Tomatoes, fresh | 1,135.84 | 1,224.46 | 1,031.22 | 1,779.02 | 1,285.14 | 1,395.00 |
| Vegetable Oil, 75cl | 3,144.66 | 3,133.89 | 3,049.18 | 3,571.37 | 3,658.47 | 3,816.67 |
| Watermelon whole, medium size fresh | 1,900.29 | 1,817.78 | 1,566.61 | 2,646.64 | 2,598.45 | 2,020.50 |
| Wheat Flour, Prepacked (2kg) | 3,968.50 | 4,126.23 | 3,984.57 | 5,627.03 | 3,916.50 | 3,683.33 |
| Yam Tuber | 2,006.22 | 2,227.26 | 2,142.81 | 2,456.53 | 2,505.61 | 2,193.33 |

| Item Label | Average of Apr-24 | Average of Mar-25 | Average of Apr-25 | MoM | YoY | Highest | Lowest |
|--|-------------------|-------------------|-------------------|---------|--------|--------------------|-------------------|
| Agric hen eggs, | 150.85 | 261.18 | 259.32 | - 0.71 | 71.90 | Enugu (356.73) | Kaduna (220) |
| Agric hen eggs, (a Crate of 30 pieces) | | 7,670.56 | 6,150.18 | - 19.82 | | Enugu (7869.33) | Jigawa (540) |
| Beans Brown | 1,387.90 | 2,616.26 | 2,429.39 | - 7.14 | 75.04 | Abia (3600) | Sokoto (1658.02) |
| Beans white | 1,313.48 | 2,215.11 | 2,097.31 | - 5.32 | 59.68 | Enugu (3100) | Kaduna (1503.96) |
| Beef Boneless | 4,711.65 | 6,523.50 | 6,544.54 | 0.32 | 38.90 | Abia (8673.77) | Yobe (5300) |
| Bread (sliced), 450g | | 1,680.17 | 1,688.40 | 0.49 | | Ogun (2187.92) | Osun (1256.25) |
| Bread (unsliced), 450g | | 1,561.24 | 1,547.52 | - 0.88 | | Ebonyi (1922.3) | Ekiti (1000) |
| Carrots, fresh | | 1,947.05 | 1,931.32 | - 0.81 | | Imo (3000) | Borno (1200) |
| Cat fresh fish | 3,140.53 | 5,507.11 | 5,572.49 | 1.19 | 77.44 | Plateau (8213.1) | Zamfara (3615.22) |
| Chicken feet | 2,660.90 | 3,487.06 | 3,502.70 | 0.45 | 31.64 | Ondo (4750) | Gombe (2300) |
| Chicken meat (Frozen) | 4,829.13 | 5,675.68 | 5,740.15 | 1.14 | 18.87 | Enugu (8216.56) | Gombe (4600) |
| Chicken Wings | 3,330.30 | 4,671.31 | 4,771.92 | 2.15 | 43.29 | Ogun (6324.11) | Yobe (3175) |
| Cray fish small white | | 6,657.00 | 6,655.66 | - 0.02 | | Kogi (8000) | Akwa Ibom |
| Dried fish, Bonga | | 6,493.78 | 6,657.74 | 2.52 | | Ebonyi (10000) | Osun (4500) |
| Garri white | 851.81 | 1,362.96 | 1,345.10 | - 1.31 | 57.91 | Abuja (1902) | Ondo (1000) |
| Garri Yellow | 909.77 | 1,456.65 | 1,422.34 | - 2.36 | 56.34 | Yobe (2060) | Oyo (1100) |
| Ginger, fresh | | 4,600.23 | 4,970.66 | 8.05 | | Ebonyi (6413.27) | Adamawa (3800) |
| Goat Meat Bone in | | 6,892.46 | 6,708.45 | - 2.67 | | Imo (9200) | Kogi (4000) |
| Groundnut oil, 75cl | | 3,218.82 | 3,250.32 | 0.98 | | Ekiti (4200) | Abia (2335.05) |
| Groundnuts, roasted,75cl bottle | | 2,487.68 | 2,545.72 | 2.33 | | Bayelsa (3223.21) | Yobe (2100) |
| Irish Potatoe | 1,413.57 | 1,881.76 | 1,948.61 | 3.55 | 37.85 | Anambra | Abuja (1200) |
| Local Rice (Broken) | | 2,671.73 | 2,517.89 | - 5.76 | | Abuja (3800) | Yobe (1610.02) |
| Mackerel, Frozen | 3,224.99 | 5,482.63 | 5,417.40 | - 1.19 | 67.98 | Plateau (9000) | Oyo (3500) |
| Maize (Corn) Grains (White) sold | 797.61 | 1,278.76 | 1,239.61 | - 3.06 | 55.42 | Imo (2000) | Yobe (858.67) |
| Onions, fresh | 1,018.83 | 1,434.85 | 1,503.56 | 4.79 | 47.58 | Abia (2840.42) | Niger (850) |
| Palm oil, 75cl | 1,634.05 | 2,511.77 | 2,516.36 | 0.18 | 53.99 | Enugu (3216.49) | Taraba (1795.83) |
| Plantain (ripe) | 1,009.05 | 2,002.58 | 2,057.40 | 2.74 | 103.89 | Plateau (2696.63) | Kano (1650.58) |
| Plantain (unripe) | 1,000.41 | 2,214.57 | 2,231.81 | 0.78 | 123.09 | Plateau (2904.77) | Kano (1566.67) |
| Rice Local, short-Grained | 1,399.34 | 2,242.64 | 2,144.05 | - 4.40 | 53.22 | Enugu (2600) | Oyo (1800) |
| Rice Long-Grained (Imported) | 1,771.56 | 2,679.51 | 2,574.11 | - 3.93 | 45.30 | Cross River (3200) | Taraba (2000) |
| Semovita, Prepacked (1kg) | | 2,173.12 | 2,257.20 | 3.87 | | Adamawa (2887) | Lagos (1900) |
| Smoked fish (Mackerel) | | 5,752.76 | 5,920.84 | 2.92 | | Kwara (8258) | Kebbi (3871.39) |
| Sweet potatoes | 807.35 | 909.88 | 938.42 | 3.14 | 16.24 | Delta (1588.38) | Nasarawa (560) |
| Tilapia fresh fish (Epiya) | 2,828.87 | 5,459.04 | 5,489.28 | 0.55 | 94.04 | Benue (8323.75) | Yobe (4050) |
| Tin Milk-Evaporated, Peak Milk, | 725.74 | 999.18 | 994.19 | - 0.50 | 36.99 | Enugu (1302.83) | Oyo (860) |
| Tin Milk-Evaporated, Three Crown | | 872.14 | 888.91 | 1.92 | | Borno (1184.25) | Osun (750) |
| Titus, frozen | 3,395.05 | 5,860.01 | 5,939.29 | 1.35 | 74.94 | Kwara (8927.29) | Oyo (4490) |
| Tomatoes, fresh | 1,123.41 | 1,157.35 | 1,283.57 | 10.91 | 14.26 | Imo (1929.19) | Kaduna (848.78) |
| Vegetable Oil, 75cl | 2,078.21 | 3,337.01 | 3,374.81 | 1.13 | 62.39 | Ekiti (4800) | Adamawa (2600) |
| Watermelon whole, medium size | | 2,040.82 | 2,057.35 | 0.81 | | Anambra (3057.15) | Katsina (1384.6) |
| Wheat Flour, Prepacked (2kg) | 2,573.25 | 4,114.24 | 4,166.57 | 1.27 | 61.92 | Imo (6247.72) | Ondo (3300) |
| Yam Tuber | 1,130.37 | 2,141.13 | 2,240.08 | 4.62 | 98.17 | Imo (2985.28) | Benue (1810) |

CONTACT



National Bureau of Statistics

Head Office

No 1, Wole Olanipekun Street,
Formerly, Plot 762 Independence
Avenue
Off Constitution Avenue,
CBD, Abuja, F. C. T.

Mr. Ichedi S.J

Information Desk

Head, Communication & Public
Relations Department (C&PRD)
Phone: +2348037051701
sjichedi@nigerianstat.gov.ng

Moses Mathew

Statistical Information Officer

Phone: +2347069071157
matmoses@nigerianstat.gov.ng

Dr A.A. Ayo

Head Prices Division

Phone: +2348036082904
anthonyayo@nigerianstat.gov.ng



@nbs_nigeria



NBSNigeria



nbs_nigeria

