



NATIONAL BUREAU OF STATISTICS

Selected Food Price Watch

(MAY 2025)

Report Date: June 2025

CONTENT

Executive Summary	4
Methodology	3
National.....	6
North Central.....	9
North East.....	10
North West.....	11
South East	12
South West	13
South-South.....	14
Appendix.....	15
Contact	17

EXECUTIVE SUMMARY

The National Bureau of Statistics (NBS) recently rebased the **Consumer Price Index (CPI)**. This rebasing aligns the price and weight reference periods with the current economic environment. It also updates the composition of the goods and services basket and revises item weights. Consumption patterns constantly evolve, so the CPI basket is regularly updated. This includes adding new items, which can change some item specifications. Consequently, the prices of some items may no longer be comparable to previous versions, while others remain the same. For example, the old basket included "**Agric hen Egg (dozen)**", while in the new, rebased basket, the pricing is for "**Agric hen eggs, (a Crate of 30 pieces)**".

In May 2025, the Selected Food Price Watch shows that the average price of Brown Beans (1kg, sold loose) was N2,385.15, marking an 18.71% increase from N2,009.23 in May 2024. However, it saw a 1.82% decrease from the previous month's price of N2,429.39 in April 2025. Garri white (1kg) average price rose by 20.37% year-on-year, from N1,114.72 in May 2024 to N1,341.79 in May 2025. On a month-by-month basis, the price dropped slightly by 0.25% from N1,345.10 in April 2025. Rice local (1kg) experience year-on-year increase at 30.23%, with the average price rising from N1,608.89 in May 2024 to N2,095.29 in May 2025. Compared to April 2025, when the price was N2,144.05, there was a 2.27% decrease. The average price of small white crayfish 1kg stood at 20.90% increase on a month-on-month basis from N8,046.84 to N6,655.66 in the previous month of the same year (April 2025).

May 2025 state profile analysis shows that Abia recorded the highest average price for Brown Beans (1kg, sold loose) at N3,548.02, while Sokoto had the lowest at N1,670.81. For Garri white 1kg, Abuja reported the highest average price at N1,906.9, with Oyo state recording the lowest at N1,025. Regarding the average price of Rice local 1kg, Imo state recorded the highest price at N2,652, while Taraba state recorded the lowest price at N1,600.00. Gombe state recorded the highest average price of small white crayfish 1kg at N10,000, while the lowest was reported in Delta at N 6466.65.

Across the zones, the average price of Brown bean 1kg showed significant variation. The South-east recorded the highest average price at N 3,166.03 followed by the South-west at N2,275.61. In contrast, the North-west had the lowest average price at N 1,766.23. For Garri white 1kg, the North-west and South-east zones reported the highest average prices, at N1,516.81 and N1,428.05, respectively while South-west recorded the least N1,135.00. The South-west recorded the highest average price of Small white crayfish at N9323.98 followed by the North-east at N8,375.00 while the lowest was recorded in the South-south at N6,884.75.

METHODOLOGY

Fieldwork is done solely by over 700 NBS Staff in all States of the federation supported by supervisors who are monitored by internal and external observers.

Prices are collected across all the 774 local government across all the States and the FCT from 10,000 respondents and locations. the CPI is calculate using the weight derived from household consumption expenditure on goods and services and the actual prices of goods and services collected from the field.

The average of all these prices is reported for each state and the total average for the states is the average for the country.

NBS audit team subsequently conducts randomly selected verification of prices recorded.

SELECTED FOOD PRICE WATCH - MAY 2025

-National



Tomato

Highest Price



Imo (N2157.56)

Lowest Price



Kebbi (N871.76)

N1,479.69

MAY 2024

YoY = -19.24%

N1,392.71

1KG
MAY 2025

MoM = 8.50%

N1,283.57

APRIL 2025

Rice local sold loose

Highest Price



Imo (N2652)

Lowest Price



Taraba (N1600)

N1,608.89

MAY 2024

YoY = 30.23%

N2,095.29

1KG
MAY 2025

MoM = -2.27%

N2,144.05

APRIL 2025

Beans brown,sold loose

Highest Price



Abia(N3548.02)

Lowest Price



Sokoto(N1670.81)

N2,009.23

MAY 2024

YoY = 18.71%

N2,385.15

1KG
MAY 2025

MoM = -1.82%

N2,429.39

APRIL 2025

Yam Tuber

Highest Price



Imo(N3332.34)

Lowest Price



Benue(N1825.45)

N1,322.36

MAY 2024

YoY = 79.63%

N2,375.40

1KG
MAY 2025

MoM = 6.04%

N2,240.08

APRIL 2025

SELECTED FOOD PRICE WATCH - MAY 2025

-National



Onion Bulb

Highest Price



Abia (N3002.67)



Lowest Price



Niger (N858.2)

N1,168.91

MAY 2024

YoY = 37.51%

N1,607.38



MAY 2025

MoM = 6.90%

N1,503.56

APRIL 2025

Beef, boneless

Highest Price



Imo (N9053.45)



Lowest Price



Yobe (N5250)

N5,137.52

MAY 2024

YoY = 29.69%

N6,662.92



MAY 2025

MoM = 1.81%

N6,544.54


APRIL 2025

Bread sliced 450g

Highest Price



Ebonyi (N1975.76)

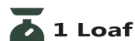


Lowest Price



Yobe (N900)

N1,657.59



MAY 2025

MoM = -1.82%

N1,688.40

APRIL 2025

Palm oil: 1 bottle

Highest Price



Enugu (N3242.22)



Lowest Price



Taraba (N1846.67)

N1,683.03

MAY 2024

YoY = 47.06%

N2,475.08



MAY 2025

MoM = -1.64%

N2,516.36

APRIL 2025

SELECTED FOOD PRICE WATCH - MAY 2025

-National



Wheat flour: prepacked (golden penny 2kg)

Highest Price



Imo (N6424.33)

Lowest Price



Ogun (N3378.04)

N3,001.59

YoY = 39.44%

MAY 2024



N4,185.55

2KG

MAY 2025

MoM = 0.46%

N4,166.57

APRIL 2025



Gari white,sold loose

Highest Price



Abuja (N1906.9)

Lowest Price



Oyo (N1025)

N1,114.72

YoY = 20.37%

MAY 2024



N1,341.79

1KG

MAY 2025

MoM = -0.25%

N1,345.10

APRIL 2025



SELECTED FOOD PRICE WATCH - MAY 2025

- NORTH CENTRAL



Tomato



N1,156.31

1KG

Beans brown,sold loose



N2,608.53

1KG

Rice local sold loose



N2,127.47

1KG

Bread sliced 500g



N1,745.27

1 Loaf

Yam Tuber



N2,109.22

1KG

Palm oil: 1 bottle



N2,346.49

1 Litre

Beef,boneless



N6,374.47

1KG

Onion bulb



N1,299.75

1KG

Gari white,sold loose



N1,392.15

1KG

Wheat flour: prepacked (golden penny 2kg)



N3,979.88

2KG

SELECTED FOOD PRICE WATCH - MAY 2025

- NORTH EAST



Tomato



N1,284.41

1KG

Beans brown,sold loose



N2,421.51

1KG


Rice local sold loose



N1,944.40

1KG


Bread sliced 500g



N1,437.50

1 Loaf

Yam Tuber



N2,250.00

1KG

Palm oil: 1 bottle



N2,207.39

1 Litre

Beef,boneless



N6,383.33

1KG

Onion bulb



N1,289.88

1KG

Gari white,sold loose



N1,366.67

1KG

Wheat flour: prepacked (golden penny 2kg)



N4,050.00

2KG

SELECTED FOOD PRICE WATCH - MAY 2025

- NORTH WEST



Tomato



N1,063.93

1KG

Beans brown,sold loose



N1,766.23

1KG

Rice local sold loose



N2,210.64

1KG

Bread sliced 500g



N1,740.57

1 Loaf

Yam Tuber



N2,169.46

1KG

Palm oil: 1 bottle



N2,660.67

1 Litre

Beef,boneless



N5,793.60

1KG

Onion bulb



N1,289.63

1KG

Gari white,sold loose



N1,516.81

1KG

Wheat flour: prepacked (golden penny 2kg)



N4,002.25

2KG

SELECTED FOOD PRICE WATCH - MAY 2025

- SOUTH EAST




Tomato



N1,965.64

1KG

Beans brown,sold loose



N3,166.03

1KG

Rice local sold loose



N2,243.18

1KG

Bread sliced 500g



N1,670.84

1 Loaf

Yam Tuber



N2,714.38

1KG

Palm oil: 1 bottle



N2,721.70

1 Litre

Beef,boneless



N8,540.14

1KG

Onion bulb



N2,128.74

1KG

Gari white,sold loose



N1,428.05

1KG

Wheat flour: prepacked (golden penny 2kg)



N5,744.75

2KG

SELECTED FOOD PRICE WATCH - MAY 2025

- SOUTH WEST



Tomato



N1,578.70



Beans brown,sold loose



N2,275.61



Rice local sold loose



N2,034.46



Bread sliced 500g



N1,618.44



Yam Tuber



N2,441.86



Palm oil: 1 bottle



N2,440.57



Beef,boneless



N6,497.50



Onion bulb



N1,565.28



Gari white,sold loose



N1,135.00



Wheat flour: prepacked (golden penny 2kg)



N3,746.72



SELECTED FOOD PRICE WATCH - MAY 2025

- SOUTH SOUTH



Tomato



N1,496.96



Beans brown,sold loose



N2,269.07




Rice local sold loose



N2,011.63



Bread sliced 500g



N1,706.67



Yam Tuber



N2,702.66



Palm oil: 1 bottle



N2,505.27



Beef,boneless



N6,894.34



Onion bulb



N2,262.12



Gari white,sold loose



N1,188.87



Wheat flour: prepacked (golden penny 2kg)



N3,914.37



APPENDIX

Item Label	NORTH CENTRAL	NORTH EAST	NORTH WEST	SOUTH EAST	SOUTH SOUTH	SOUTH WEST
Agric hen eggs,	255.13	259.16	245.62	308.02	269.05	269.54
Agric hen eggs, (a Crate of 30 pieces)	5,842.54	6,113.33	5,744.36	7,441.28	6,297.54	6,497.48
Beans Brown	2,608.53	2,421.51	1,766.23	3,166.03	2,269.07	2,275.61
Beans white	2,052.67	2,141.81	1,580.28	2,705.75	2,120.60	1,827.49
Beef Boneless	6,374.47	6,383.33	5,793.60	8,540.14	6,894.34	6,497.50
Bread (sliced), 450g	1,745.27	1,437.50	1,740.57	1,670.84	1,706.67	1,618.44
Bread (unsliced), 450g	1,654.02	1,310.07	1,720.84	1,556.02	1,665.33	1,386.26
Carrots, fresh	1,595.22	1,446.32	1,600.83	2,456.95	2,337.62	2,228.63
Cat fresh fish	6,838.92	4,810.96	4,617.51	6,222.82	5,758.71	5,495.00
Chicken feet	4,163.67	2,387.50	2,519.44	3,503.91	3,940.65	4,576.06
Chicken meat (Frozen)	6,308.68	4,904.50	4,976.38	7,780.57	5,640.00	5,625.00
Chicken Wings	5,131.73	3,699.17	4,543.67	5,049.17	5,141.99	5,457.54
Cray fish small white	7,793.19	8,375.00	7,969.43	7,978.44	6,884.75	9,323.98
Dried fish, Bonga	7,737.81	5,550.00	5,810.59	9,326.66	5,876.22	6,330.76
Garri white	1,392.15	1,366.67	1,516.81	1,428.05	1,188.87	1,135.00
Garri Yellow	1,419.61	1,647.21	1,471.46	1,551.64	1,226.55	1,329.55
Ginger, fresh	5,510.90	4,616.67	5,458.14	5,787.57	5,441.45	6,273.98
Goat Meat Bone in	5,754.71	5,699.90	6,086.50	8,643.93	7,452.06	7,214.18
Groundnut oil, 75cl	2,944.92	3,113.29	2,931.46	3,183.37	3,758.55	3,447.05
Groundnuts, roasted, 75cl bottle	2,376.76	2,245.83	2,682.77	3,008.87	2,749.75	2,663.67
Irish Potatoe	1,888.60	1,972.96	1,507.13	2,711.72	2,399.04	2,239.95
Local Rice (Broken)	2,861.43	1,921.68	1,974.89	2,323.84	3,255.24	3,133.20
Mackerel, Frozen	7,607.63	5,691.83	4,320.99	5,373.51	5,038.39	4,583.33
Maize (Corn) Grains (White) sold loose	1,061.95	1,114.91	1,134.91	1,562.92	1,452.23	1,069.50
Onions, fresh	1,299.75	1,289.88	1,289.63	2,128.74	2,262.12	1,565.28
Palm oil, 75cl	2,346.49	2,207.39	2,660.67	2,721.70	2,505.27	2,440.57
Plantain (ripe)	2,251.02	1,857.71	1,900.38	2,339.02	2,124.60	2,050.87
Plantain (unripe)	2,453.37	2,449.67	1,987.97	2,543.90	2,371.59	2,107.72
Rice Local, short-Grained	2,127.47	1,944.40	2,210.64	2,243.18	2,011.63	2,034.46
Rice Long-Grained (Imported)	2,679.78	2,403.41	2,670.65	2,690.50	2,832.90	2,341.68
Semovita, Prepacked (1kg)	2,248.20	2,376.67	2,064.10	2,491.09	2,521.22	2,140.95
Smoked fish	6,274.06	5,983.33	4,720.57	6,829.53	6,555.73	6,341.82
Sweet potatoes	836.67	931.95	937.65	978.36	1,555.76	1,071.32
Tilapia fresh fish (Epiya)	6,597.88	4,956.98	5,013.82	5,633.22	5,531.07	5,544.79
Tin Milk-Evaporated, Peak Milk, 150g	1,044.08	928.44	925.48	1,145.75	1,064.27	993.79
Tin Milk-Evaporated, Three Crown Milk, 160g	843.90	968.38	884.28	935.92	948.95	874.03
Titus, frozen	7,038.00	5,000.00	6,695.18	6,067.91	5,629.29	5,763.94
Tomatoes, fresh	1,156.31	1,284.41	1,063.93	1,965.64	1,496.96	1,578.70
Vegetable Oil, 75cl	3,154.04	3,075.00	3,063.21	3,588.87	3,800.00	3,523.67
Watermelon whole, medium size fresh	1,914.14	1,750.00	1,594.73	2,698.18	2,500.70	2,224.53
Wheat Flour, Prepacked (2kg)	3,979.88	4,050.00	4,002.25	5,744.75	3,914.37	3,746.72
Yam Tuber	2,109.22	2,250.00	2,169.46	2,714.38	2,702.66	2,441.86

Item Label	Average of May-24	Average of Apr-25	Average of May-25	MoM	YoY	Highest	Lowest
Agric hen eggs,	160.31	259.32	265.73	2.47	65.76	Enugu (364.62)	Kaduna (230)
Agric hen eggs, (a Crate of 30 pieces)		6,281.53	6,263.92	- 0.28		Enugu (8349.15)	Niger (5301.68)
Beans Brown	2,009.23	2,429.39	2,385.15	- 1.82	18.71	Abia (3548.02)	Sokoto (1670.81)
Beans white	1,847.84	2,097.31	2,040.51	- 2.71	10.43	Enugu (3021.67)	Sokoto (1514.96)
Beef Boneless	5,137.52	6,544.54	6,662.92	1.81	29.69	Imo (9053.45)	Yobe (5250)
Bread (sliced), 450g		1,688.40	1,657.59	- 1.82		Ebonyi (1975.76)	Yobe (900)
Bread (unsliced), 450g		1,547.52	1,556.06	0.55		Ebonyi (1937.5)	Yobe (950)
Carrots, fresh		1,931.32	1,911.69	- 1.02		Imo (3034.79)	Borno (1097.91)
Cat fresh fish	3,418.73	5,572.49	5,613.44	0.73	64.20	Plateau (8218.1)	Yobe (3315.77)
Chicken feet	2,907.33	3,502.70	3,506.13	0.10	20.60	Kwara (5077.6)	Adamawa (1250)
Chicken meat (Frozen)	5,032.04	5,740.15	5,808.52	1.19	15.43	Enugu (8372.67)	Gombe (4600)
Chicken Wings	3,561.64	4,771.92	4,831.51	1.25	35.65	Ogun (6410.89)	Adamawa (3050)
Cray fish small white		6,655.66	8,046.84	20.90		Gombe (10000)	Delta (6466.65)
Dried fish, Bonga		6,657.74	6,703.08	0.68		Ebonyi (10240)	Borno (4050)
Garri white	1,114.72	1,345.10	1,341.79	- 0.25	20.37	Abuja (1906.9)	Oyo (1025)
Garri Yellow	1,184.35	1,422.34	1,438.26	1.12	21.44	Borno (2150)	Delta (1112.37)
Ginger, fresh		4,970.66	5,505.77	10.77		Ogun (7257.55)	Adamawa (4000)
Goat Meat Bone in		6,708.45	6,710.94	0.04		Imo (9368.6)	Taraba (3900)
Groundnut oil, 75cl		3,250.32	3,215.27	- 1.08		Lagos (4335.33)	Abia (2386.43)
Groundnuts, roasted,75cl bottle		2,545.72	2,605.85	2.36		Lagos (3731.57)	Yobe (1900)
Irish Potatoe	1,595.07	1,948.61	2,081.09	6.80	30.47	Bauchi (4900)	Gombe (1150)
Local Rice (Broken)		2,517.89	2,576.60	2.33		Abuja (3801.96)	Zamfara (1672.93)
Mackerel, Frozen	3,404.62	5,417.40	5,466.19	0.90	60.55	Plateau (9003)	Zamfara (3689.44)
Maize (Corn) Grains (White) sold oose	950.16	1,239.61	1,216.55	- 1.86	28.04	Imo (1995.83)	Yobe (711.13)
Onions, fresh	1,168.91	1,503.56	1,607.38	6.90	37.51	Abia (3002.67)	Niger (858.2)
Palm oil, 75cl	1,683.03	2,516.36	2,475.08	- 1.64	47.06	Enugu (3242.22)	Taraba (1846.67)
Plantain (ripe)	1,106.33	2,057.40	2,079.84	1.09	88.00	Plateau (2699.63)	Gombe (1250)
Plantain (unripe)	1,139.02	2,231.81	2,307.64	3.40	102.60	Taraba (4900)	Gombe (1550)
Rice Local, short-Grained	1,608.89	2,144.05	2,095.29	- 2.27	30.23	Imo (2652)	Taraba (1600)
Rice Long-Grained (Imported)	1,984.88	2,574.11	2,604.69	1.19	31.23	Cross River	Taraba (2000)
Semovita, Prepacked (1kg)		2,257.20	2,293.91	1.63		Adamawa (2880)	Oyo (1921.56)
Smoked fish (Mackerel)		5,920.84	6,064.74	2.43		Kwara (8271.12)	Kebbi (3885.41)
Sweet potatoes	1,062.30	938.42	1,045.03	11.36	- 1.63	Rivers (1804.94)	Nasarawa (568.11)
Tilapia fresh fish (Epiya)	3,148.33	5,489.28	5,557.98	1.25	76.54	Benue (8352.85)	Yobe (3400)
Tin Milk-Evaporated, Peak Milk, 150g	783.98	994.19	1,011.75	1.77	29.05	Enugu (1401.88)	Adamawa (875)
Tin Milk-Evaporated, Three Crown Milk, 160g		888.91	906.08	1.93		Bayelsa (1108.69)	Osun (800)
Titus, frozen	3,577.48	5,939.29	6,076.52	2.31	69.85	Kwara (8943.99)	Yobe (4550)
Tomatoes, fresh	1,479.69	1,283.57	1,392.71	8.50	- 5.88	Imo (2157.56)	Kebbi (871.76)
Vegetable Oil, 75cl	2,230.97	3,374.81	3,347.49	- 0.81	50.05	Lagos (4820)	Katsina (2696.21)
Watermelon whole, medium size fresh		2,057.35	2,078.50	1.03		Anambra (3075.49)	Yobe (1200)
Wheat Flour, Prepacked (2kg)	3,001.59	4,166.57	4,185.55	0.46	39.44	Imo (6424.33)	Ogun (3378.04)
Yam Tuber	1,322.36	2,240.08	2,375.40	6.04	79.63	Imo (3332.34)	Benue (1825.45)

CONTACT



National Bureau of Statistics

Head Office

No 1, Wole Olanipekun Street,
Formerly Plot 762 Independence Avenue
Off Constitution Avenue,
CBD, Abuja, F. C. T.

Alesanmi Folorunsho

Information Desk

Head, Communications & Public Relations
Department (C&PRD)
Phone: +23470646643933
alesanmi@nigerianstat.gov.ng

Moses Mathew

Statistical Information Officer

Phone: +2347064071157
matmoses@nigerianstat.gov.ng



@nbs_nigeria



NBSNigeria



nbs_nigeria

