



NATIONAL BUREAU OF STATISTICS

Selected Food Price Watch

(JUNE 2025)

Report Date: July 2025

CONTENT

Executive Summary	4
Methodology	3
National.....	6
North Central.....	9
North East.....	10
North West.....	11
South East	12
South West	13
South-South.....	14
Appendix.....	15
Contact	17

EXECUTIVE SUMMARY

The National Bureau of Statistics (NBS) recently rebased the **Consumer Price Index (CPI)**. This rebasing aligns the price and weight reference periods with the current economic environment. It also updates the composition of the goods and services basket and revises item weights. Consumption patterns constantly evolve, so the CPI basket is regularly updated. This includes adding new items, which can change some item specifications. Consequently, the prices of some items may no longer be comparable to previous versions, while others remain the same. For example, the old basket included "**Agric hen Egg (dozen)**", while in the new, rebased basket, the pricing is for "**Agric hen eggs, (a Crate of 30 pieces)**".

In June 2025, the Selected Food Price Watch shows that the average price of 1kg of tomatoes was N1,394.77. This represents a significant 39.42% decrease from the price of N2,302.26 recorded in June 2024. Conversely, it shows a slight 0.15% increase when compared to the N1,392.71 average price in May 2025. Beans Brown (sold loose 1kg), stood at N2,319.99 year on year from N2,292.76 in June 2024, this shows a 1.19 percent point increase when compare to the same month last year. On a month-on-month basis, its decline to -2.73%. There was also a notable price increase in Rice local 1kg by 22.39% on a year-on-year basis from N1,702.74 in June 2024 to N2,084.04 in June 2025. Compared to May 2025, when the price was N2,095.29, there was a 0.54% decrease. The average price for 1kg of Irish potatoes experienced a 15.57% decrease on a year-on-year basis, dropping from N2,423.27 in June 2024 to N2,045.94 in June 2025. This item also saw a month-on-month decline of 1.69% compared to May 2025.

June 2025 state profile analysis shows that Imo recorded the highest average price for Tomatoes 1kg at N2,176.18, while Kebbi had the lowest at N854.76. For Bean Brown 1kg, Enugu reported the highest average price at N3,484.57, with Kebbi state recording the lowest at N1,573.77. Regarding the average price of Rice local 1kg, Enugu recorded the highest price at N2,684.98, while Taraba state recorded the lowest price at N1,750.00. Ekiti state recorded the highest average price of small white crayfish 1kg at N11,847.17, while the lowest was reported in Cross Rivers at N 7,096.3.

Across the zones, the average price of Tomatoes 1kg showed significant variation. The South-east recorded the highest average price at N 1,976.01 followed by the South-west at N 1,654.30. In contrast, the North-west had the lowest average price at N 1,057.48. For Irish potatoes 1kg, the South-east and South-south zones reported the highest average prices, at N2,685.54 and N2,296.54, respectively while North-west recorded the least N1,464.24. The South-west recorded the highest average price of Small white crayfish at N10,619.34 followed by the North-east at N9,166.67 while the lowest was recorded in the South-south at N7,579.88.

METHODOLOGY

Fieldwork is done solely by over 700 NBS Staff in all States of the federation supported by supervisors who are monitored by internal and external observers.

Prices are collected across all the 774 local government across all the States and the FCT from 10,000 respondents and locations. the CPI is calculate using the weight derived from household consumption expenditure on goods and services and the actual prices of goods and services collected from the field.

The average of all these prices is reported for each state and the total average for the states is the average for the country.

NBS audit team subsequently conducts randomly selected verification of prices recorded.

SELECTED FOOD PRICE WATCH - JUNE 2025

-National



Tomato

Highest Price



Imo (N2176.18)

Lowest Price



Kebbi (N854.76)

N2,302.26

JUNE 2024

YoY = -39.42%

N1,394.77

1KG
JUNE 2025

MoM = 0.15%

N1,392.71

MAY 2025

Rice local sold loose

Highest Price



Enugu (N2684.98)

Lowest Price



Taraba (N1750)

N1,702.74

JUNE 2024

YoY = 22.39%

N2,084.04

1KG
JUNE 2025

MoM = -0.54%

N2,095.29

MAY 2025

Beans brown,sold loose

Highest Price



Enugu (N3484.57)

Lowest Price



Kebbi (N1573.77)

N2,292.76

JUNE 2024

YoY = 1.19%

N2,319.99

1KG
JUNE 2025

MoM = -2.73%

N2,385.15

MAY 2025

Yam Tuber

Highest Price



Delta (N3605.25)

Lowest Price



Bauchi(N1650)

N2,021.55

JUNE 2024

YoY = 21.87%

N2,463.70

1KG
JUNE 2025

MoM = 3.72%

N2,375.40

MAY 2025

SELECTED FOOD PRICE WATCH - JUNE 2025

-National



Onion Bulb

Highest Price



Abia (N2854.97)

Lowest Price



Niger (N859.97)

N1,547.78

JUNE 2024

YoY = 0.73%



N1,559.02



JUNE 2025

MoM = -3.01%

N1,607.38

MAY 2025

Beef, boneless

Highest Price



Imo (N9327.48)

Lowest Price



Yobe (N5250)

N5,400.54

JUNE 2024

YoY = 26.08%



N6,808.96



JUNE 2025

MoM = 2.19%

N6,662.92

MAY 2025

Bread sliced 450g

Highest Price



Ebonyi (N1977.34)

Lowest Price



Yobe (N1000)

YoY =

N1,651.39



JUNE 2025

MoM = -0.37%

N1,657.59

MAY 2025

Palm oil: 1 bottle

Highest Price



Enugu (N3263.21)

Lowest Price



Taraba (N1946.87)

N1,842.27

JUNE 2024

YoY = 36.20%



N2,509.16



JUNE 2025

MoM = 1.38%

N2,475.08

MAY 2025

SELECTED FOOD PRICE WATCH - JUNE 2025

-National



Wheat flour: prepacked (golden penny 2kg)

Highest Price




Imo (N6683.95)

Lowest Price




Taraba (N2950)


N3,157.75
JUNE 2024

YoY = 32.02%


N4,169.01
2KG
JUNE 2025

MoM = -0.40%


N4,185.55
MAY 2025

Gari white,sold loose

Highest Price




Abuja (N1911.12)

Lowest Price




Ekiti (N1072.12)


N1,135.51
JUNE 2024

YoY = 14.33%


N1,298.19
1KG
JUNE 2025

MoM = -3.25%


N1,341.79
MAY 2025

SELECTED FOOD PRICE WATCH - JUNE 2025

- NORTH CENTRAL




Tomato



N1,155.85

1KG

Beans brown,sold loose



N2,593.96

1KG


Rice local sold loose



N2,131.51

1KG

Bread sliced 500g



N1,749.73

1 Loaf

Yam Tuber



N2,096.40

1KG

Palm oil: 1 bottle



N2,353.84

1 Litre

Beef,boneless



N6,387.04

1KG

Onion bulb



N1,305.07

1KG

Gari white,sold loose



N1,361.60

1KG

Wheat flour: prepacked (golden penny 2kg)



N3,982.98

2KG

SELECTED FOOD PRICE WATCH - JUNE 2025

- NORTH EAST



Tomato



N1,191.67

1KG

Beans brown,sold loose



N2,174.22

1KG

Rice local sold loose



N1,954.84

1KG

Bread sliced 500g



N1,454.17

1 Loaf

Yam Tuber



N2,472.63

1KG

Palm oil: 1 bottle



N2,241.14

1 Litre

Beef,boneless



N7,148.02

1KG

Onion bulb



N1,358.67

1KG

Gari white,sold loose



N1,328.94

1KG

Wheat flour: prepacked (golden penny 2kg)




N3,907.97

2KG

SELECTED FOOD PRICE WATCH - JUNE 2025

- NORTH WEST




Tomato



N1,057.48

1KG

Beans brown,sold loose



N1,745.01

1KG


Rice local sold loose



N2,183.10

1KG

Bread sliced 500g



N1,699.33

1 Loaf

Yam Tuber



N2,215.53

1KG

Palm oil: 1 bottle



N2,657.74

1 Litre

Beef,boneless



N5,717.38

1KG

Onion bulb



N1,214.33

1KG

Gari white,sold loose



N1,334.30

1KG

Wheat flour: prepacked (golden penny 2kg)



N3,940.76

2KG

SELECTED FOOD PRICE WATCH - JUNE 2025

- SOUTH EAST




Tomato



N1,976.01

1KG

Beans brown,sold loose



N3,165.79

1KG

Rice local sold loose



N2,251.12

1KG

Bread sliced 500g



N1,679.60

1 Loaf

Yam Tuber



N2,736.64

1KG

Palm oil: 1 bottle



N2,764.26

1 Litre

Beef,boneless



N8,678.14

1KG

Onion bulb



N2,120.81

1KG

Gari white,sold loose



N1,451.70

1KG

Wheat flour: prepacked (golden penny 2kg)



N5,831.30

2KG

SELECTED FOOD PRICE WATCH - JUNE 2025

- SOUTH WEST




Tomato



N1,654.30



Beans brown,sold loose



N2,215.30




Rice local sold loose



N2,038.32



Bread sliced 500g



N1,643.33



Yam Tuber



N2,464.96



Palm oil: 1 bottle



N2,605.76



Beef,boneless



N6,490.31



Onion bulb



N1,637.40



Gari white,sold loose



N1,140.22



Wheat flour: prepacked (golden penny 2kg)



N3,792.30



SELECTED FOOD PRICE WATCH - JUNE 2025

- SOUTH SOUTH




Tomato



N1,526.22

1KG

Beans brown,sold loose



N2,216.81

1KG


Rice local sold loose



N1,948.75

1KG

Bread sliced 500g



N1,662.50

1 Loaf

Yam Tuber



N2,944.09

1KG

Palm oil: 1 bottle



N2,475.86

1 Litre

Beef,boneless



N6,996.65

1KG

Onion bulb



N1,911.24

1KG

Gari white,sold loose



N1,181.40

1KG

Wheat flour: prepacked (golden penny 2kg)



N3,904.83

2KG

APPENDIX

Item Label	NORTH CENTRAL	NORTH EAST	NORTH WEST	SOUTH EAST	SOUTH SOUTH	SOUTH WEST
Agric hen eggs,	255.34	263.71	249.65	310.46	274.37	267.53
Agric hen eggs, (a Crate of 30 pieces)	5,855.19	6,441.67	5,661.16	7,552.99	6,360.30	6,481.87
Beans Brown	2,593.96	2,174.22	1,745.01	3,165.79	2,216.81	2,215.30
Beans white	2,058.90	2,069.36	1,623.25	2,715.84	2,049.06	1,841.34
Beef Boneless	6,387.04	7,148.02	5,717.38	8,678.14	6,996.65	6,490.31
Bread (sliced), 450g	1,749.73	1,454.17	1,699.33	1,679.60	1,662.50	1,643.33
Bread (unsliced), 450g	1,658.93	1,315.45	1,746.70	1,560.72	1,698.28	1,393.78
Carrots, fresh	1,599.53	1,500.11	1,542.97	2,487.48	2,299.84	2,163.67
Cat fresh fish	6,860.26	5,150.00	4,714.69	6,419.80	5,871.52	5,547.43
Chicken feet	4,177.20	2,341.67	2,605.57	3,631.91	4,057.35	4,715.16
Chicken meat (Frozen)	6,318.55	4,904.50	4,928.62	7,863.28	5,711.59	5,680.00
Chicken Wings	5,140.25	3,666.67	4,447.78	5,155.75	5,240.17	5,456.44
Cray fish small white	8,420.41	9,166.67	8,480.47	8,273.47	7,579.88	10,619.34
Dried fish, Bonga	7,750.73	6,096.67	5,962.30	9,628.15	6,398.32	6,798.66
Garri white	1,361.60	1,328.94	1,334.30	1,451.70	1,181.40	1,140.22
Garri Yellow	1,422.96	1,470.68	1,362.09	1,586.51	1,226.16	1,344.95
Ginger, fresh	5,484.85	4,650.00	5,595.60	5,901.82	5,588.34	6,565.08
Goat Meat Bone in	5,764.80	6,025.00	6,094.70	8,822.58	7,395.51	7,198.11
Groundnut oil, 75cl	2,955.83	3,185.78	3,088.01	3,266.22	3,773.31	3,492.28
Groundnuts, roasted, 75cl bottle	2,381.04	2,342.52	2,747.25	3,039.94	2,643.46	2,754.67
Irish Potatoe	1,882.62	1,971.67	1,464.24	2,685.54	2,296.54	2,205.81
Local Rice (Broken)	2,868.08	1,971.69	1,952.96	2,331.88	3,259.58	3,109.89
Mackerel, Frozen	7,626.34	5,666.83	4,440.61	5,484.41	5,145.34	4,809.05
Maize (Corn) Grains (White) sold loose	1,059.04	1,115.57	998.71	1,573.20	1,435.09	1,065.92
Onions, fresh	1,305.07	1,358.67	1,214.33	2,120.81	1,911.24	1,637.40
Palm oil, 75cl	2,353.84	2,241.14	2,657.74	2,764.26	2,475.86	2,605.76
Plantain (ripe)	2,254.01	1,896.67	1,939.83	2,363.68	2,134.57	2,115.81
Plantain (unripe)	2,460.55	2,421.33	2,041.77	2,571.74	2,230.19	2,170.66
Rice Local, short-Grained	2,131.51	1,954.84	2,183.10	2,251.12	1,948.75	2,038.32
Rice Long-Grained (Imported)	2,695.70	2,519.19	2,562.46	2,691.24	2,979.34	2,328.59
Semovita, Prepacked (1kg)	2,248.69	2,366.67	2,093.35	2,510.76	2,594.78	2,134.93
Smoked fish	6,289.64	6,316.67	4,810.44	6,947.73	6,801.38	6,557.35
Sweet potatoes	835.06	886.67	867.76	995.92	1,536.35	1,169.61
Tilapia fresh fish (Epiya)	6,606.14	5,006.98	5,081.85	5,809.69	5,796.93	6,010.68
Tin Milk-Evaporated, Peak Milk, 150g	1,042.79	938.99	914.46	1,166.46	1,089.83	1,056.76
Tin Milk-Evaporated, Three Crown Milk, 160g	843.73	919.18	875.43	939.89	975.61	928.45
Titus, frozen	7,044.36	5,483.71	6,770.16	6,187.83	5,899.25	5,815.61
Tomatoes, fresh	1,155.85	1,191.67	1,057.48	1,976.01	1,526.22	1,654.30
Vegetable Oil, 75cl	3,158.56	3,136.25	3,245.87	3,691.54	3,750.93	3,524.21
Watermelon whole, medium size fresh	1,907.98	1,716.67	1,559.24	2,714.53	2,479.43	2,306.49
Wheat Flour, Prepacked (2kg)	3,982.98	3,907.97	3,940.76	5,831.30	3,904.83	3,792.30
Yam Tuber	2,096.40	2,472.63	2,215.53	2,736.64	2,944.09	2,464.96

Item Label	Average of June-24	Average of May-25	Average of June-25	MoM	YoY	Highest	Lowest
Agric hen eggs,	168.51	265.73	268.13	0.91	59.12	Enugu (374.66)	Gombe (240)
Agric hen eggs, (a Crate of 30 piec-		6,263.92	6,326.55	1.00		Enugu (8504.06)	Niger (5312.59)
Beans Brown	2,292.76	2,385.15	2,319.99	- 2.73	1.19	Enugu (3484.57)	Kebbi (1573.77)
Beans white	2,153.87	2,040.51	2,030.08	- 0.51	- 5.75	Enugu (3021.67)	Abuja (1533.39)
Beef Boneless	5,400.54	6,662.92	6,808.96	2.19	26.08	Imo (9327.48)	Yobe (5250)
Bread (sliced), 450g		1,657.59	1,651.39	- 0.37		Ebonyi (1977.34)	Yobe (1000)
Bread (unsliced), 450g		1,556.06	1,569.95	0.89		Ebonyi (1938.28)	Gombe (1000)
Carrots, fresh		1,911.69	1,897.75	- 0.73		Imo (3080.31)	Borno (1060.64)
Cat fresh fish	3,615.19	5,613.44	5,744.25	2.33	58.89	Plateau (8300.36)	Zamfara (3684.34)
Chicken feet	3,088.80	3,506.13	3,576.33	2.00	15.78	Osun (5389.16)	Bauchi (1250)
Chicken meat (Frozen)	5,240.60	5,808.52	5,833.06	0.42	11.31	Enugu (8431.28)	Katsina (4565.25)
Chicken Wings	3,756.89	4,831.51	4,839.85	0.17	28.83	Ogun (6417.86)	Yobe (2850)
Cray fish small white		8,046.84	8,753.21	8.78		Ekiti (11847.17)	Cross River (7096.3)
Dried fish, Bonga		6,703.08	7,024.16	4.79		Imo (10250.34)	Taraba (4850)
Garri white	1,135.51	1,341.79	1,298.19	- 3.25	14.33	Abuja (1911.12)	Ekiti (1072.12)
Garri Yellow	1,213.98	1,438.26	1,396.72	- 2.89	15.05	Borno (1950)	Kaduna (1118.12)
Ginger, fresh		5,505.77	5,618.72	2.05		Ekiti (7000)	Yobe (4050)
Goat Meat Bone in		6,710.94	6,779.49	1.02		Imo (9377.03)	Kogi (4018.55)
Groundnut oil, 75cl		3,215.27	3,279.63	2.00		Imo (4282.27)	Abia (2399.08)
Groundnuts, roasted,75cl bottle		2,605.85	2,636.26	1.17		Lagos (3989.73)	Yobe (2055.13)
Irish Potatoe	2,423.27	2,081.09	2,045.94	- 1.69	- 15.57	Bauchi (4600)	Yobe (1200)
Local Rice (Broken)		2,576.60	2,579.83	0.13		Abuja (3810.37)	Sokoto (1712.1)
Mackerel, Frozen	3,617.59	5,466.19	5,557.24	1.67	53.62	Plateau (9055.31)	Zamfara (3550.07)
Maize (Corn) Grains (White) sold loose	1,002.22	1,216.55	1,188.37	- 2.32	18.57	Imo (1967.01)	Gombe (770)
Onions, fresh	1,547.78	1,607.38	1,559.02	- 3.01	0.73	Abia (2854.97)	Niger (859.97)
Palm oil, 75cl	1,842.27	2,475.08	2,509.16	1.38	36.20	Enugu (3263.21)	Taraba (1946.87)
Plantain (ripe)	1,417.13	2,079.84	2,109.66	1.43	48.87	Plateau (2697.65)	Gombe (1350)
Plantain (unripe)	1,325.63	2,307.64	2,305.62	- 0.09	73.93	Taraba (5000)	Gombe (1400)
Rice Local, short-Grained	1,702.74	2,095.29	2,084.04	- 0.54	22.39	Enugu (2684.98)	Taraba (1750)
Rice Long-Grained (Imported)	2,104.15	2,604.69	2,627.73	0.88	24.88	Cross River (3297.98)	Yobe (2117.56)
Semovita, Prepacked (1kg)		2,293.91	2,311.52	0.77		Adamawa (2880)	Kano (1824.35)
Smoked fish (Mackerel)		6,064.74	6,229.50	2.72		Kwara (8275.87)	Kebbi (3597.2)
Sweet potatoes	976.96	1,045.03	1,039.33	- 0.55	6.38	Rivers (1786.89)	Nasarawa (568.23)
Tilapia fresh fish (Epiya)	3,389.29	5,557.98	5,723.02	2.97	68.86	Benue (8353.72)	Yobe (3850)
Tin Milk-Evaporated, Peak Milk,	801.49	1,011.75	1,028.29	1.63	28.30	Enugu (1402.86)	Jigawa (815.26)
Tin Milk-Evaporated, Three Crown Milk, 160g		906.08	910.08	0.44		Bayelsa (1116.56)	Niger (804.52)
Titus, frozen	3,802.00	6,076.52	6,238.71	2.67	64.09	Kwara (8944.26)	Gombe (4800)
Tomatoes, fresh	2,302.26	1,392.71	1,394.77	0.15	- 39.42	Imo (2176.18)	Kebbi (854.76)
Vegetable Oil, 75cl	2,405.14	3,347.49	3,398.84	1.53	41.32	Lagos (4830)	Kogi (2748.86)
Watermelon whole, medium size fresh		2,078.50	2,077.26	- 0.06		Anambra (3084.72)	Borno (1000)
Wheat Flour, Prepacked (2kg)	3,157.75	4,185.55	4,169.01	- 0.40	32.02	Imo (6683.95)	Taraba (2950)
Yam Tuber	2,021.55	2,375.40	2,463.70	3.72	21.87	Delta (3605.25)	Bauchi (1650)

CONTACT



National Bureau of Statistics

Head Office

No 1, Wole Olanipekun Street,
Formerly, Plot 762 Independence Avenue
Off Constitution Avenue,
CBD, Abuja, F. C. T.

Alesanmi Folorunsho

Information Desk

Head, Communications & Public Relations
Department (C&PRD)
Phone: +2347064643933
talesanmi@nigerianstat.gov.ng

Moses Mathew

Statistical Information Officer

Phone: +2347066071157
matmoses@nigerianstat.gov.ng



@nbs_nigeria



NBSNigeria



nbs_nigeria

