



NATIONAL BUREAU OF STATISTICS

# Selected Food Price Watch

---

(FEBRUARY 2026)

Report Date: March 2026

# CONTENT

Executive Summary .....	4
Methodology .....	3
National.....	6
North Central.....	9
North East.....	10
North West.....	11
South East .....	12
South West .....	13
South-South.....	14
Appendix.....	15
Contact .....	17

## EXECUTIVE SUMMARY

The Selected Food Price Watch report for February 2026 shows that the average price of brown beans (1kg) stood at ₦1,307.44, representing a 46.98% year-on-year decline from ₦2,465.96 recorded in February 2025. On a month-on-month basis, the price also increased by 3.57% compared to January 2026. Similarly, the average price of locally produced rice (1kg) was ₦1,858.93 in February 2026, reflecting a significant year-on-year decline of 11.01% from ₦2,088.82 in February 2025, while on a month-on-month basis this item increased by 0.93% from ₦1,841.83 in January 2026.

In the same period, the average price of Garri white Sold loose (1kg) declined by 38.10% year-on-year, from ₦1,277.25 in February 2025 to ₦790.62 in February 2026. Compared with January 2026, the price grew by 2.42%. Likewise, the average price of tomatoes (1kg, sold loose) decreased to ₦1,077.43 in February 2026 from ₦1,111.14 in February 2025, representing a year-on-year reduction of 3.03%, while a month-on-month increase of 5.15% was also recorded. The average price of Cray fish (small white) 1kg stood at ₦8,785.16, this represents a 36.41% increase when compare to February 2025 (year-on-year) also an increase of 1.44% month-on-month.

The February 2026 state-level price profile indicates notable variations across states. Oyo State recorded the highest average price for brown beans (1kg) at ₦1,924.61, while Taraba State reported the lowest average price at ₦700.00. For locally produced rice (1kg), Kogi State recorded the highest average price at ₦2,167.92, whereas Bauchi State had the lowest at ₦1,544.78. In the case of Garri white (1kg), Abia State recorded the highest average price at ₦1,071.37, while Bauchi State recorded the lowest at ₦500.00. Similarly, the average price of tomatoes (1kg) was highest in Edo State at ₦1,470.3, while Kaduna State recorded the lowest average price at ₦694.68.

A regional analysis indicates notable price variations across zones for selected food items. For brown beans (1kg), the South-South zone recorded the highest average price at ₦1,755.99, followed by the South-West at ₦1,743.49, while the North-west reported the lowest average price at ₦833.19. In the case of locally produced rice (1kg), the highest average prices were observed in the North Central (₦2,020.00) and South-East (₦1,949.36) zones, whereas the North-east recorded the lowest price at ₦1,625.93. For Garri white (1kg), the South-South had the highest average price at ₦936.01, followed by the South-East at ₦935.01, while the North-Central zone recorded the lowest average price at ₦662.91. Similarly, the average price of tomatoes (1kg) was highest in the South-South at ₦1,405.27, followed by the South-east at ₦1,263.10, while the North-west recorded the lowest average price at ₦770.67.

## METHODOLOGY

Fieldwork is done solely by over 700 NBS Staff in all States of the federation supported by supervisors who are monitored by internal and external observers.

Prices are collected across all the 774 local government across all the States and the FCT from 10,000 respondents and locations. the CPI is calculate using the weight derived from household consumption expenditure on goods and services and the actual prices of goods and services collected from the field.

The average of all these prices is reported for each state and the total average for the states is the average for the country.

NBS audit team subsequently conducts randomly selected verification of prices recorded.

# SELECTED FOOD PRICE WATCH - FEBRUARY 2026

-National



## Tomato

Highest Price



Edo (N1470.3)

Lowest Price



Kaduna (N694.68)

**N1,111.14**

FEBRUARY 2025

YoY = -3.03%

**N1,077.43**

1KG  
FEBRUARY 2026

MoM = 5.15%

**N1,024.65**

JANUARY 2026



## Rice local sold loose

Highest Price



Kogi(N2167.92)

Lowest Price



Bauchi (N1544.78))

**N2,088.82**

FEBRUARY 2025

YoY = -11.01%

**N1,858.93**

1KG  
FEBRUARY 2026

MoM = 0.93%

**N1,841.83**

JANUARY 2026



## Beans brown,sold loose

Highest Price



Oyo(N1924.61)

Lowest Price



Taraba(N700)

**N2,465.96**

FEBRUARY 2025

YoY = -46.98%

**N1,307.44**

1KG  
FEBRUARY 2026

MoM = 3.57%

**N1,262.43**

JANUARY 2026



## Yam Tuber

Highest Price



Delta(N2660.21)

Lowest Price



Niger(N1413.31)

**N2,022.03**

FEBRUARY 2025

YoY = 4.30%

**N2,108.99**

1KG  
FEBRUARY 2026

MoM = 2.09%

**N2,065.76**

JANUARY 2026



# SELECTED FOOD PRICE WATCH - FEBRUARY 2026

-National



## Onion Bulb

Highest Price



Abia (N2115.53)

Lowest Price



Sokoto (N787.66)



**N1,135.12**



FEBRUARY 2026

YoY = -17.27%

MoM = 1.06%

**N1,372.04**

FEBRUARY 2025

**N1,123.26**

JANUARY 2026

## Beef, boneless

Highest Price



Anambra (N8750.99)

Lowest Price



Benue (N5420.53)



**N6,893.87**



FEBRUARY 2026

YoY = 9.96%

MoM = 0.29%

**N6,269.46**

FEBRUARY 2025

**N6,874.17**

JANUARY 2026

## Bread sliced 450g

Highest Price




Lagos (N1960.34)

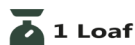
Lowest Price



Yobe (N1026.7)



**N1,672.38**



FEBRUARY 2026

YoY = 2.40%

MoM = 0.32%

**N1,633.19**

FEBRUARY 2025

**N1,667.01**

JANUARY 2026

## Palm oil: 1 bottle

Highest Price



Ekiti (N2801.48)

Lowest Price



Abia (N2011.4)



**N2,386.96**



FEBRUARY 2026

YoY = 0.12%

MoM = 0.87%

**N2,384.15**

FEBRUARY 2025

**N2,366.28**

JANUARY 2026

# SELECTED FOOD PRICE WATCH - FEBRUARY 2026

-National



## Wheat flour: prepacked (golden penny 2kg)

Highest Price



Kwara(N4663.14))

Lowest Price



Yobe (N3068.98)

**N3,890.80**

YoY = -6.17%

FEBRUARY 2025

**N3,650.57**

2KG

FEBRUARY 2026

MoM = 0.26%

**N3,641.16**

JANUARY 2026

## Gari white,sold loose

Highest Price



Abia (N1071.37)

Lowest Price



Bauchi (N500)

**N1,277.25**

YoY = -38.10%

FEBRUARY 2025

**N790.62**

1KG

FEBRUARY 2026

MoM = 2.42%

**N771.98**

JANUARY 2026



# SELECTED FOOD PRICE WATCH - FEBRUARY 2026

## - NORTH CENTRAL




Tomato



**N966.38**

 1KG

Beans brown,sold loose



**N1,210.23**

 1KG


Rice local sold loose



**N2,020.00**

 1KG

Bread sliced 450g



**N1,725.55**

 1 Loaf

Yam Tuber



**N1,827.54**

 1KG

Palm oil: 1 bottle



**N2,450.77**

 1 Litre

Beef,boneless



**N6,378.84**

 1KG

Onion bulb



**N899.30**

 1KG

Gari white,sold loose



**N662.91**

 1KG

Wheat flour: prepacked (golden penny 2kg)



**N3,982.33**

 2KG

# SELECTED FOOD PRICE WATCH - FEBRUARY 2026

## - NORTH EAST



Tomato



**N1,078.58**

1KG

Beans brown,sold loose



**N843.47**

1KG

Rice local sold loose



**N1,625.93**

1KG

Bread sliced 450g



**N1,480.11**

1 Loaf

Yam Tuber



**N2,006.66**

1KG

Palm oil: 1 bottle



**N2,262.72**

1 Litre

Beef,boneless



**N7,409.77**

1KG

Onion bulb



**N1,091.70**

1KG

Gari white,sold loose



**N704.70**

1KG

Wheat flour: prepacked (golden penny 2kg)



**N3,449.07**

2KG

# SELECTED FOOD PRICE WATCH - FEBRUARY 2026

## - NORTH WEST




Tomato



**N770.67**



Beans brown,sold loose



**N833.19**




Rice local sold loose



**N1,786.70**



Bread sliced 450g



**N1,733.69**



Yam Tuber



**N2,066.31**



Palm oil: 1 bottle



**N2,413.37**



Beef,boneless



**N5,956.06**



Onion bulb



**N939.90**



Gari white,sold loose



**N752.89**



Wheat flour: prepacked (golden penny 2kg)



**N3,525.12**



# SELECTED FOOD PRICE WATCH - FEBRUARY 2026

- SOUTH EAST




Tomato



**N1,263.10**

1KG

Beans brown,sold loose



**N1,602.75**

1KG

Rice local sold loose



**N1,949.36**

1KG

Bread sliced 450g



**N1,614.13**

1 Loaf

Yam Tuber



**N2,418.33**

1KG

Palm oil: 1 bottle



**N2,229.61**

1 Litre

Beef,boneless



**N8,357.97**

1KG

Onion bulb



**N1,703.60**

1KG

Gari white,sold loose



**N935.01**

1KG

Wheat flour: prepacked (golden penny 2kg)



**N3,554.67**

2KG

# SELECTED FOOD PRICE WATCH - FEBRUARY 2026

## - SOUTH WEST



Tomato



**N1,081.16**



1KG

Beans brown,sold loose



**N1,743.49**



1KG

Rice local sold loose



**N1,936.30**



1KG

Bread sliced 450g



**N1,745.18**



1 Loaf

Yam Tuber



**N1,916.93**



1KG

Palm oil: 1 bottle



**N2,558.53**



1 Litre

Beef,boneless



**N6,524.46**



1KG

Onion bulb



**N1,089.49**



1KG

Gari white,sold loose



**N803.87**



1KG

Wheat flour: prepacked (golden penny 2kg)




**N3,603.02**



2KG

# SELECTED FOOD PRICE WATCH - FEBRUARY 2026

## - SOUTH SOUTH



Tomato



**N1,405.27**

 1KG

Beans brown,sold loose



**N1,755.99**

 1KG


Rice local sold loose



**N1,835.52**

 1KG

Bread sliced 450g



**N1,706.83**

 1 Loaf

Yam Tuber



**N2,523.74**

 1KG

Palm oil: 1 bottle



**N2,365.50**

 1 Litre

Beef,boneless



**N7,222.29**

 1KG

Onion bulb



**N1,253.30**

 1KG

Gari white,sold loose



**N936.01**

 1KG

Wheat flour: prepacked (golden penny 2kg)



**N3,738.82**

 2KG

# APPENDIX

Item Label	NORTH CEN- TRAL	NORTH EAST	NORTH WEST	SOUTH EAST	SOUTH SOUTH	SOUTH WEST
Agric hen eggs,	244.34	251.54	244.72	258.18	251.27	242.95
Agric hen eggs, (a Crate of 30 pieces)	5,831.85	6,297.76	5,759.71	6,418.32	6,048.00	5,827.48
Beans Brown	1,210.23	843.47	833.19	1,602.75	1,755.99	1,743.49
Beans white	1,200.58	795.10	799.22	1,583.56	1,727.25	1,564.90
Beef Boneless	6,378.84	7,409.77	5,956.06	8,357.97	7,222.29	6,524.46
Bread (sliced), 450g	1,725.55	1,480.11	1,733.69	1,614.13	1,706.83	1,745.18
Bread (unsliced), 450g	1,631.12	1,492.89	1,727.62	1,626.25	1,674.65	1,409.57
Carrots, fresh	1,657.76	1,478.57	1,699.71	2,412.01	2,506.77	2,239.71
Cat fresh fish	6,766.09	6,494.29	4,812.67	6,877.89	5,916.94	5,749.26
Chicken feet	4,398.82	3,688.19	2,716.72	3,911.26	4,314.89	4,923.55
Chicken meat (Frozen)	6,307.16	4,999.54	4,945.35	8,109.15	5,810.70	5,796.10
Chicken Wings	5,266.77	4,091.18	4,252.30	5,536.64	5,445.99	5,560.14
Cray fish small white	8,873.52	8,717.64	8,915.60	9,207.13	7,290.50	9,740.42
Dried fish, Bonga	7,801.73	7,704.49	5,721.93	9,457.27	6,686.69	6,842.85
Garri white	662.91	704.70	752.89	935.01	936.01	803.87
Garri Yellow	801.04	723.57	753.39	979.02	888.64	949.14
Ginger, fresh	5,380.64	3,799.42	4,951.59	6,359.08	6,084.24	6,725.33
Goat Meat Bone in	5,719.70	6,842.73	6,086.29	8,483.33	7,318.80	7,210.76
Groundnut oil, 75cl	3,016.58	2,881.02	3,110.82	2,536.34	3,690.62	3,191.39
Groundnuts, roasted, 75cl bottle	2,385.04	2,690.56	2,671.44	2,459.30	2,592.53	2,705.52
Irish Potatoe	1,706.45	1,703.07	1,283.81	2,485.02	2,696.26	2,429.51
Local Rice (Broken)	2,280.26	1,645.44	1,718.81	1,956.49	2,918.55	2,586.44
Mackerel, Frozen	7,637.39	5,786.08	4,463.30	6,128.97	5,480.37	5,209.27
Maize (Corn) Grains (White) sold loose	697.81	493.46	854.73	927.18	1,063.20	766.94
Onions, fresh	899.30	1,091.70	939.90	1,703.60	1,253.30	1,089.49
Palm oil, 75cl	2,450.77	2,262.72	2,413.37	2,229.61	2,365.50	2,558.53
Plantain (ripe)	2,313.32	1,944.33	1,843.51	2,178.16	2,234.46	2,168.31
Plantain (unripe)	2,508.80	1,954.88	1,863.18	2,214.03	2,243.95	2,143.76
Rice Local, short-Grained	2,020.00	1,625.93	1,786.70	1,949.36	1,835.52	1,936.30
Rice Long-Grained (Imported)	2,507.55	2,017.85	2,065.30	2,189.63	2,263.93	2,197.93
Semovita, Prepacked (1kg)	2,217.88	2,407.13	1,907.58	2,174.17	2,634.46	2,153.33
Smoked fish	6,329.18	6,635.87	4,733.08	7,342.66	6,762.64	6,284.75
Sweet potatoes	682.36	761.81	602.68	918.48	1,263.69	676.57
Tilapia fresh fish (Epiya)	6,639.45	5,905.33	4,636.49	6,252.76	5,829.09	6,051.19
Tin Milk-Evaporated, Peak Milk, 150g	1,053.17	1,104.80	896.63	1,041.51	1,135.45	1,058.25
Tin Milk-Evaporated, Three Crown Milk, 160g	866.09	1,030.73	879.32	900.36	994.24	911.10
Titus, frozen	7,086.17	5,605.14	6,855.53	6,491.01	6,031.51	5,931.59
Tomatoes, fresh	966.38	1,078.58	770.67	1,263.10	1,405.27	1,081.16
Vegetable Oil, 75cl	3,144.11	3,181.69	2,684.82	3,885.66	3,706.18	3,015.35
Watermelon whole, medium size fresh	1,902.25	1,686.93	1,572.03	2,468.23	2,422.69	2,402.80
Wheat Flour, Prepacked (2kg)	3,982.33	3,449.07	3,525.12	3,554.67	3,738.82	3,603.02
Yam Tuber	1,827.54	2,006.66	2,066.31	2,418.33	2,523.74	1,916.93

Item Label	Average of February-25	Average of January-26	Average of February-26	MoM	YoY	Highest	Lowest
Agric hen eggs,	251.94	240.16	248.35	3.41	- 1.43	Abia (282.17)	Niger (230.17)
Agric hen eggs, (a Crate of 30	5,976.12	5,923.16	6,007.35	1.42	0.52	Taraba (6985.83)	Niger (5359.35)
Beans Brown	2,465.96	1,262.43	1,307.44	3.57	-46.98	Oyo (1924.61)	Taraba (700)
Beans white	2,114.33	1,209.91	1,255.13	3.74	-40.64	Bayelsa (1798.36)	Adamawa (700)
Beef Boneless	6,269.46	6,874.17	6,893.87	0.29	9.96	Anambra (8750.99)	Benue (5420.53)
Bread (sliced), 450g	1,633.19	1,667.01	1,672.38	0.32	2.40	Lagos (1960.34)	Yobe (1026.7)
Bread (unsliced), 450g	1,497.43	1,583.99	1,597.43	0.85	6.68	Ebonyi (1959.39)	Ekiti (1065.23)
Carrots, fresh	1,838.59	1,953.03	1,970.61	0.90	7.18	Delta (2698.02)	Borno (970.58)
Cat fresh fish	5,284.36	6,053.60	6,064.96	0.19	14.77	Plateau (8323.19)	Kaduna (3652.26)
Chicken feet	3,346.62	3,953.04	3,970.94	0.45	18.66	Osun (5500.02)	Jigawa (2445.17)
Chicken meat (Frozen)	5,552.70	5,910.03	5,917.61	0.13	6.57	Enugu (8863.12)	Taraba (4500)
Chicken Wings	4,394.41	4,982.10	4,997.31	0.31	13.72	Ondo (6440.28)	Adamawa (3400)
Cray fish small white	6,440.44	8,660.06	8,785.16	1.44	36.41	Osun (10000.9)	Bayelsa (6580.57)
Dried fish, Bonga	6,160.02	7,268.45	7,279.89	0.16	18.18	Enugu (10217.23)	Jigawa (5199.4)
Garri white	1,277.25	771.98	790.62	2.42	- 38.10	Abia (1071.37)	Bauchi (500)
Garri Yellow	1,378.15	821.91	841.74	2.41	- 38.92	Abia (1109.4)	Taraba (510)
Ginger, fresh	4,371.90	5,445.03	5,507.43	1.15	25.97	Lagos (7701.22)	Borno (3199.18)
Goat Meat Bone in	6,298.89	6,825.90	6,845.74	0.29	8.68	Imo (8786.11)	Kogi (4032.41)
Groundnut oil, 75cl	3,039.83	3,068.07	3,085.18	0.56	1.49	Delta (4250.6)	Adamawa (2200)
Groundnuts, roasted,75cl bottle	2,392.47	2,567.25	2,584.42	0.67	8.02	Taraba (3250)	Bauchi (2200)
Irish Potatoe	1,756.41	1,973.45	2,008.92	1.80	14.38	Bayelsa (2980.55)	Zamfara (1191.89)
Local Rice (Broken)	2,564.95	2,171.75	2,180.50	0.40	- 14.99	Delta (3250.81)	Adamawa (1340)
Mackerel, Frozen	5,233.15	5,774.60	5,789.30	0.25	10.63	Plateau (9089.6)	Zamfara (3751.67)
Maize (Corn) Grains (White) sold loose	1,169.32	784.59	795.82	1.43	- 31.94	Bayelsa (1220.4)	Bauchi (374)
Onions, fresh	1,372.04	1,123.26	1,135.12	1.06	- 17.27	Abia (2115.53)	Sokoto (787.66)
Palm oil, 75cl	2,384.15	2,366.28	2,386.96	0.87	0.12	Ekiti (2801.48)	Abia (2011.4)
Plantain (ripe)	1,914.50	2,087.22	2,110.03	1.09	10.21	Plateau (2750)	Gombe (1565.55)
Plantain (unripe)	2,127.67	2,120.54	2,154.85	1.62	1.28	Plateau (2960.25)	Gombe (1598.46)
Rice Local, short-Grained	2,088.82	1,841.83	1,858.93	0.93	- 11.01	Kogi (2167.92)	Bauchi (1544.78)
Rice Long-Grained (Imported)	2,565.09	2,197.01	2,211.79	0.67	- 13.77	Abuja (2708.61)	Yobe (1824.78)
Semovita, Prepacked (1kg)	2,089.79	2,234.23	2,241.04	0.30	7.24	Adamawa (2800)	Katsina (1876.14)
Smoked fish (Mackerel)	5,458.02	6,259.72	6,276.99	0.28	15.00	Taraba (8700)	Kebbi (3680.64)
Sweet potatoes	823.30	744.65	805.41	8.16	- 2.17	Delta (1400.8)	Plateau (470.05)
Tilapia fresh fish (Epiya)	5,103.94	5,848.64	5,862.40	0.24	14.86	Benue (8377.25)	Sokoto (3742.22)
Tin Milk-Evaporated, Peak Milk, 150g	931.03	1,039.06	1,044.52	0.52	12.19	Imo (1402.9)	Taraba (854.68)
Tin Milk-Evaporated, Three Crown Milk, 160g	827.31	923.27	928.00	0.51	12.17	Yobe (1289.62)	Ekiti (800.23)
Titus, frozen	5,564.29	6,343.69	6,363.69	0.32	14.37	Kwara (8957.45)	Adamawa (5100)
Tomatoes, fresh	1,111.14	1,024.65	1,077.43	5.15	- 3.03	Edo (1470.3)	Kaduna (694.68)
Vegetable Oil, 75cl	3,090.51	3,220.95	3,233.79	0.40	4.64	Anambra (4085.99)	Adamawa (2525)
Watermelon whole, medium size fresh	1,926.20	2,024.28	2,046.91	1.12	6.27	Enugu (2645.21)	Zamfara (1344.57)
Wheat Flour, Prepacked (2kg)	3,890.80	3,641.16	3,650.57	0.26	- 6.17	Kwara (4663.14)	Yobe (3068.98)
Yam Tuber	2,022.03	2,065.76	2,108.99	2.09	4.30	Delta (2660.21)	Niger (1413.31)



## CONTACT

**National Bureau of Statistics**

Head Office  
No. 1, Wole Olanipekun Street,  
Formerly, Plot 762, Independence Avenue,  
Off Constitution Avenue,  
CBD, Abuja, F.C.T.

**Bonaventure Nwosu**

Information Desk  
Head, Communication and Public Relations  
Department (C&PRD)  
Phone +2348033109882  
[bnwosu@nigerianstat.gov.ng](mailto:bnwosu@nigerianstat.gov.ng)

**Moses Mathew**

Statistical Information Officer  
Department (C&PRD)  
Phone +2347069071157  
[matmoses@nigerianstat.gov.ng](mailto:matmoses@nigerianstat.gov.ng)



@nbs\_nigeria



NBSNIGERIA



Nbs\_nigeria

