



NATIONAL BUREAU OF STATISTICS

Telecoms Data: Active Voice and Internet, Porting and Tariff Information


Q4 2024

Report Date: February 2026

Data Source: National Bureau of Statistics (NBS)

CONTENT

| | |
|--|---|
| Methodology | 3 |
| Key Highlights | 4 |
| Active Voice/Internet Subscription by Operator | 5 |
| Porting Activities By Network | 6 |
| Active Voice Subscription by Zone | 7 |
| Active Internet Subscription by Zone | 8 |
| Contact | 9 |



METHODOLOGY

Data is provided by the Nigerian Communications Commission (NCC) and reported by the National Bureau of Statistics (NBS)















KEY HIGHLIGHTS

- The total number of active voice subscribers in Q4 2024 stood at 164,926,599 relative to 224,713,710 reported in Q4 2023, indicating a growth rate of -26.61%. On a quarter-on-quarter basis, active voice subscribers increased by 6.47%.
- The total number of active internet subscribers was 139,282,108 in Q4 2024 from 163,838,439 recorded in Q4 2023, representing a 14.99% fall. On a quarter-on-quarter basis, growth stood at 4.80%.
- On state profile analysis, Lagos state had the highest number of active voice subscribers in the quarter under review with 20,089,476, followed by Kano with 10,274,237 and Ogun with 8,807,134. On the other hand, Bayelsa recorded the least with 1,048,387, followed by Zamfara and Gombe with 2,163,990 and 2,188,977, respectively.
- Similarly, Lagos state recorded the highest number of active internet subscribers with 17,622,527, followed by Kano with 8,518,294 and Ogun with 7,906,963. On the other hand, Bayelsa recorded the least with 894,036, followed by Zamfara and Gombe with 1,675,180 and 1,766,483, respectively.
- MTN had the highest share of subscriptions in Q4 2024.

TELECOMS DATA – Q4 2024

ACTIVE VOICE/INTERNET SUBSCRIPTION BY OPERATOR



| Active Voice (Value) | PROVIDER | Active Internet (Value) |
|----------------------|--|-------------------------|
| 84,607,831 | MTN  | 72,221,248 |
| 20,137,951 | GLO  | 17,076,430 |
| 56,619,381 | AIRTEL  | 47,412,761 |
| 3,283,270 | EMTS(9mobile)  | 2,064,533 |
| 441 | IPNX  | - |
| 6,601 | MTN FIXED  | 10,610 |
| 85,567 | 21ST CENT  | 2,259 |
| 1,537 | GLO FIXED  | ---- |
| 175,452 | SMILE  | 208,565 |
| - | NTEL  | - |
| 2,111 | BIG PICTURE BIG PICTURE | - |
| 6,457 | INQ  | - |
| | ISP  | 285,702 |
| 164,926,599 | TOTAL | 139,282,108 |

TELECOMS DATA – Q4 2024

PORTING ACTIVITIES



Porting Activities By Network

Ported-In

| Airtel | 9mobile | Globacom | MTN |
|---------|---------|----------|-------|
| 835 | 17 | 290 | 1,856 |
| Total → | | 2,998 | |

Ported-Out

| Airtel | 9mobile | Globacom | MTN |
|---------|---------|----------|-----|
| 269 | 2,188 | 305 | 236 |
| Total → | | 2,998 | |

TELECOMS DATA – Q4 2024

ACTIVE VOICE SUBSCRIPTION PER ZONE



28,420,794

NORTH CENTRAL

32,410,041

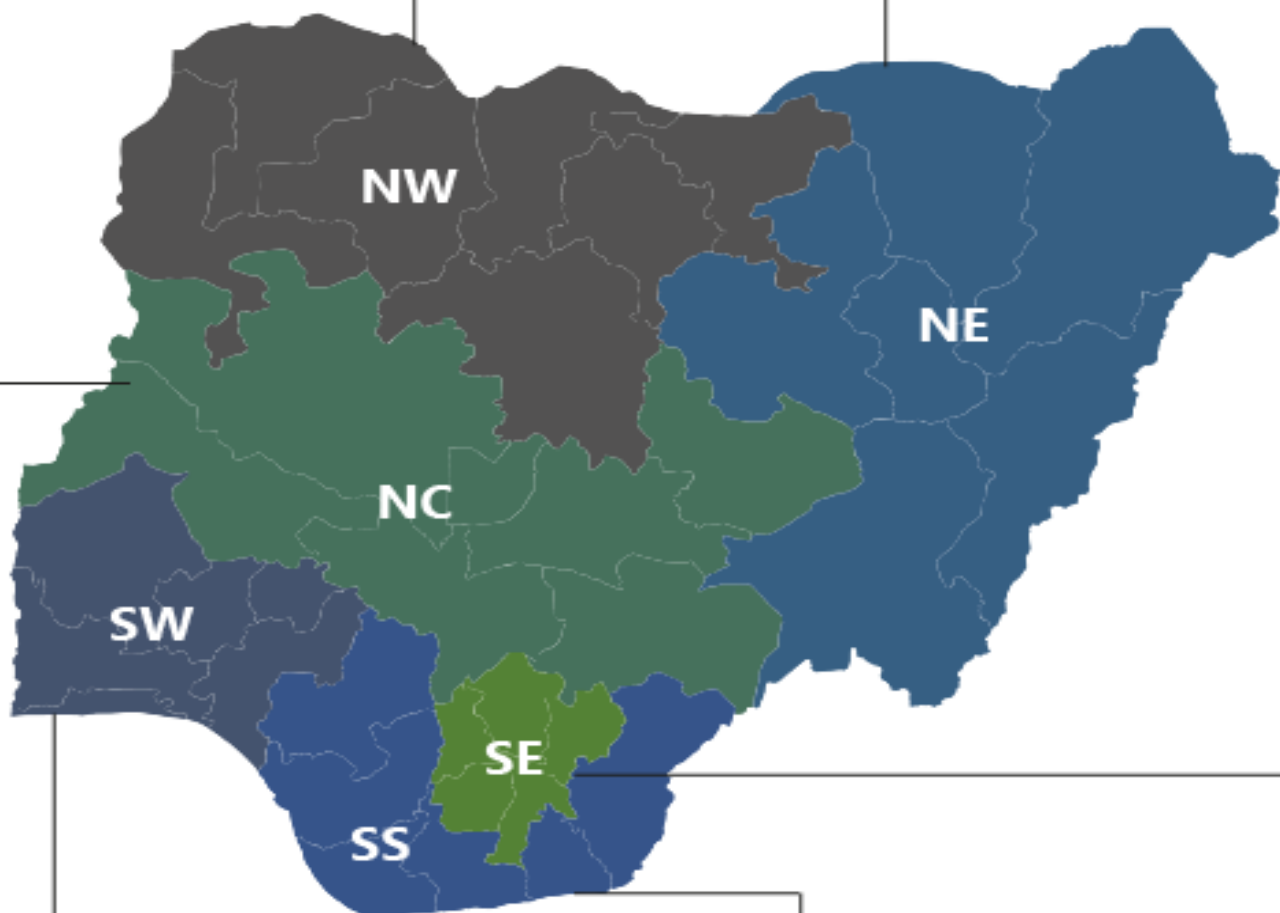
NORTH WEST

19,504,075

NORTH EAST

17,141,030

SOUTH EAST



46,236,384

SOUTH WEST

21,214,275

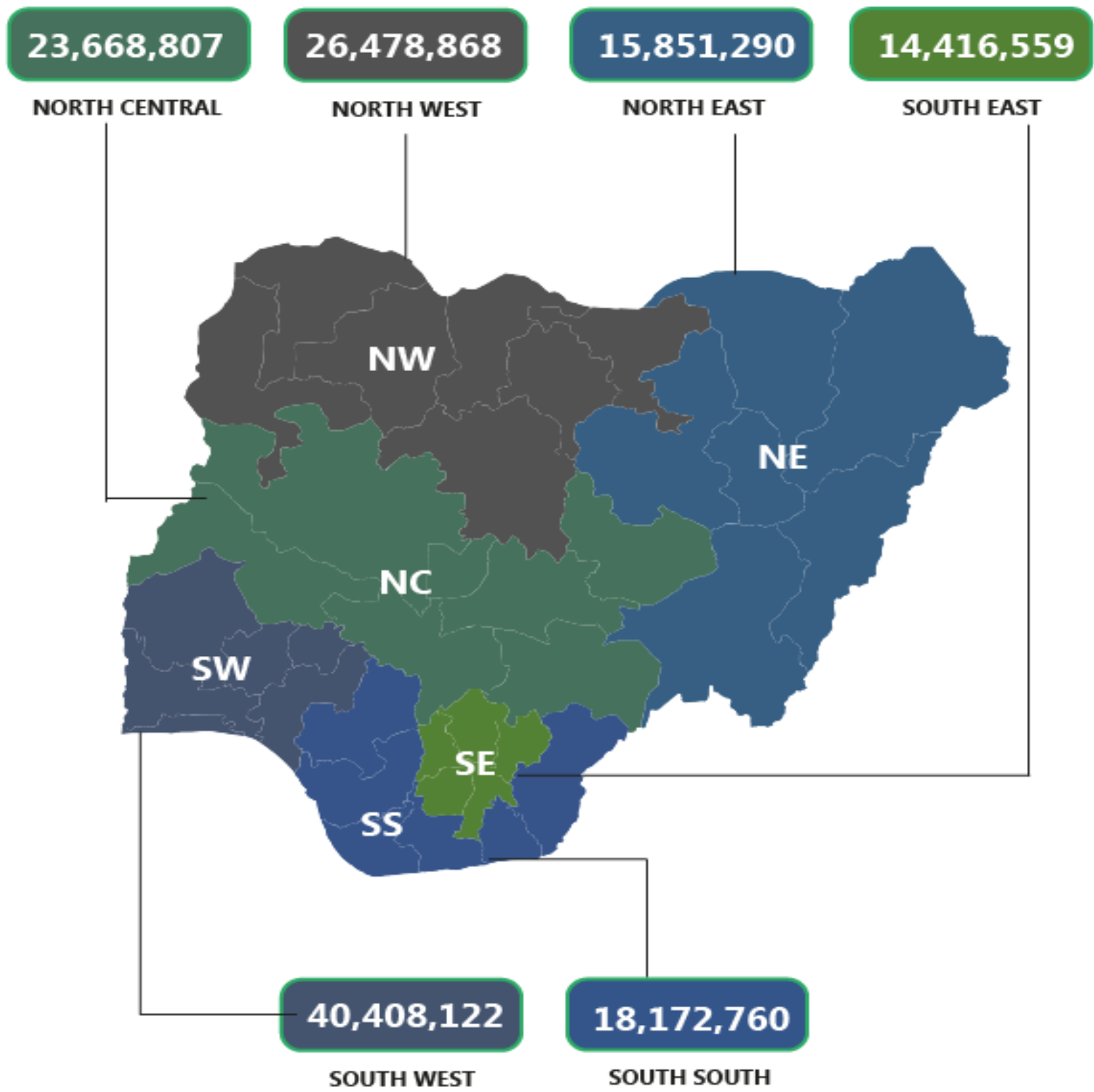
SOUTH SOUTH



NATIONAL BUREAU OF STATISTICS

TELECOMS DATA – Q4 2024

ACTIVE INTERNET SUBSCRIPTION PER ZONE



NATIONAL BUREAU OF STATISTICS

CONTACT



National Bureau of Statistics

Head Office
No. 1, Wole Olanipekun Street,
Formerly, Plot 762, Independence Avenue,
Off Constitution Avenue,
CBD, Abuja, F.C.T.

Bonaventure Nwosu Information Desk

Head, Communication and Public Relations
Department (C&PRD)
Phone +2348033109882
bnwosu@nigerianstat.gov.ng

Moses Mathew

Statistical Information Officer
Department (C&PRD)
Phone +2347069071157
matmoses@nigerianstat.gov.ng



@nbs_nigeria



NBSNIGERIA



Nbs_nigeria

