



NATIONAL BUREAU OF STATISTICS

Telecoms Data: Active Voice and Internet, Porting and Tariff Information


Q3 2025

Report Date: May 2026

Data Source: National Bureau of Statistics (NBS)

CONTENT

Methodology	3
Key Highlights	4
Active Voice/Internet Subscription by Operator	5
Porting Activities By Network	6
Active Voice Subscription by Zone	7
Active Internet Subscription by Zone	8
Contact	9



METHODOLOGY

Data is provided by the Nigerian Communications Commission (NCC) and reported by the National Bureau of Statistics (NBS)















KEY HIGHLIGHTS

- The total number of active voice subscribers in Q3 2025 stood at 173,541,983 relative to 154,904,827 reported in Q3 2024, indicating a growth rate of 12.03%. On a quarter-on-quarter basis, active voice subscribers increased by 1.06%.
- The total number of active internet subscribers was 140,949,570 in Q3 2025 from 132,907,001 recorded in Q3 2024, representing a 6.05% increase. On a quarter-on-quarter basis, the figure declined by 0.16%.
- On state profile analysis, Lagos state had the highest number of active voice subscribers in the quarter under review with 21,425,415, followed by Kano with 10,896,350 and Ogun with 9,959,469. On the other hand, Bayelsa recorded the least with 1,157,939, followed by Ebonyi and Ekiti with 1,628,591 and 1,660,191, respectively.
- Similarly, Lagos State recorded the highest number of active internet subscribers with 17,703,609, followed by Kano with 8,654,352 and Ogun with 8,504,611. On the other hand, Bayelsa recorded the least with 973,106, followed by Ebonyi and Ekiti with 1,284,536 and 1,407,122, respectively.
- MTN had the highest share of subscriptions in Q3 2025.

TELECOMS DATA – Q3 2025

ACTIVE VOICE/INTERNET SUBSCRIPTION BY OPERATOR



Active Voice (Value)	PROVIDER	Active Internet (Value)
90,336,649	MTN 	77,240,771
21,391,786	GLO 	13,685,012
58,470,480	AIRTEL 	48,688,994
3,114,222	EMTS(9mobile) 	744,044
436	IPNX 	-
6,631	MTN FIXED 	45,495
155	21ST CENT 	175
1,534	GLO FIXED 	-
208,056	SMILE 	231,366
-	NTEL 	-
3,270	BIG PICTURE BIG PICTURE	-
8,764	INQ 	-
-	ISP 	313,713
173,541,983	TOTAL	140,949,570

TELECOMS DATA – Q3 2025

ACTIVE VOICE SUBSCRIPTION PER ZONE



25,342,285

NORTH CENTRAL

28,038,060

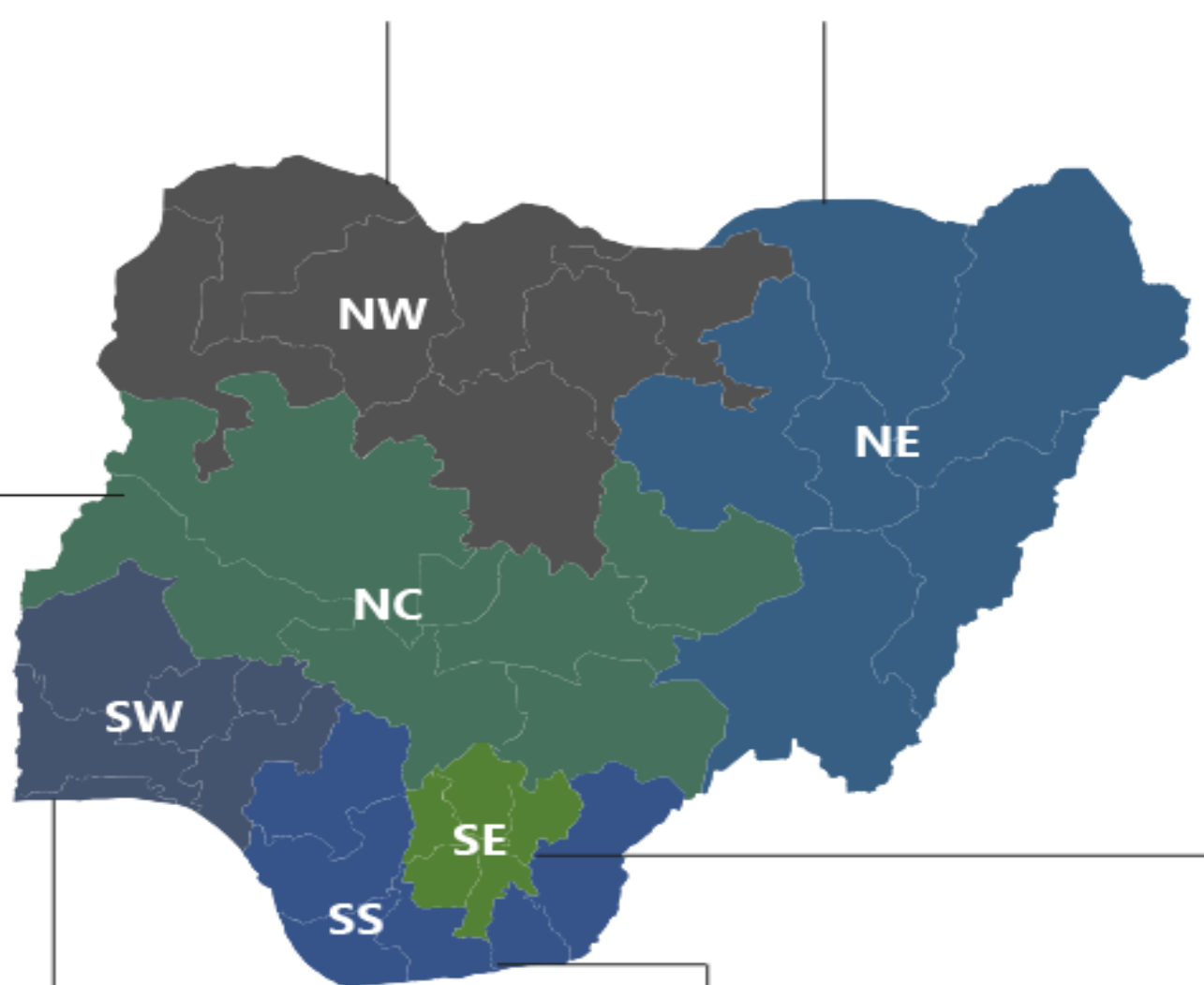
NORTH WEST

15,614,860

NORTH EAST

15,348,951

SOUTH EAST



42,021,932

SOUTH WEST

21,372,249

SOUTH SOUTH



NATIONAL BUREAU OF STATISTICS

TELECOMS DATA – Q3 2025

ACTIVE INTERNET SUBSCRIPTION PER ZONE



23,725,445

NORTH CENTRAL

26,317,589

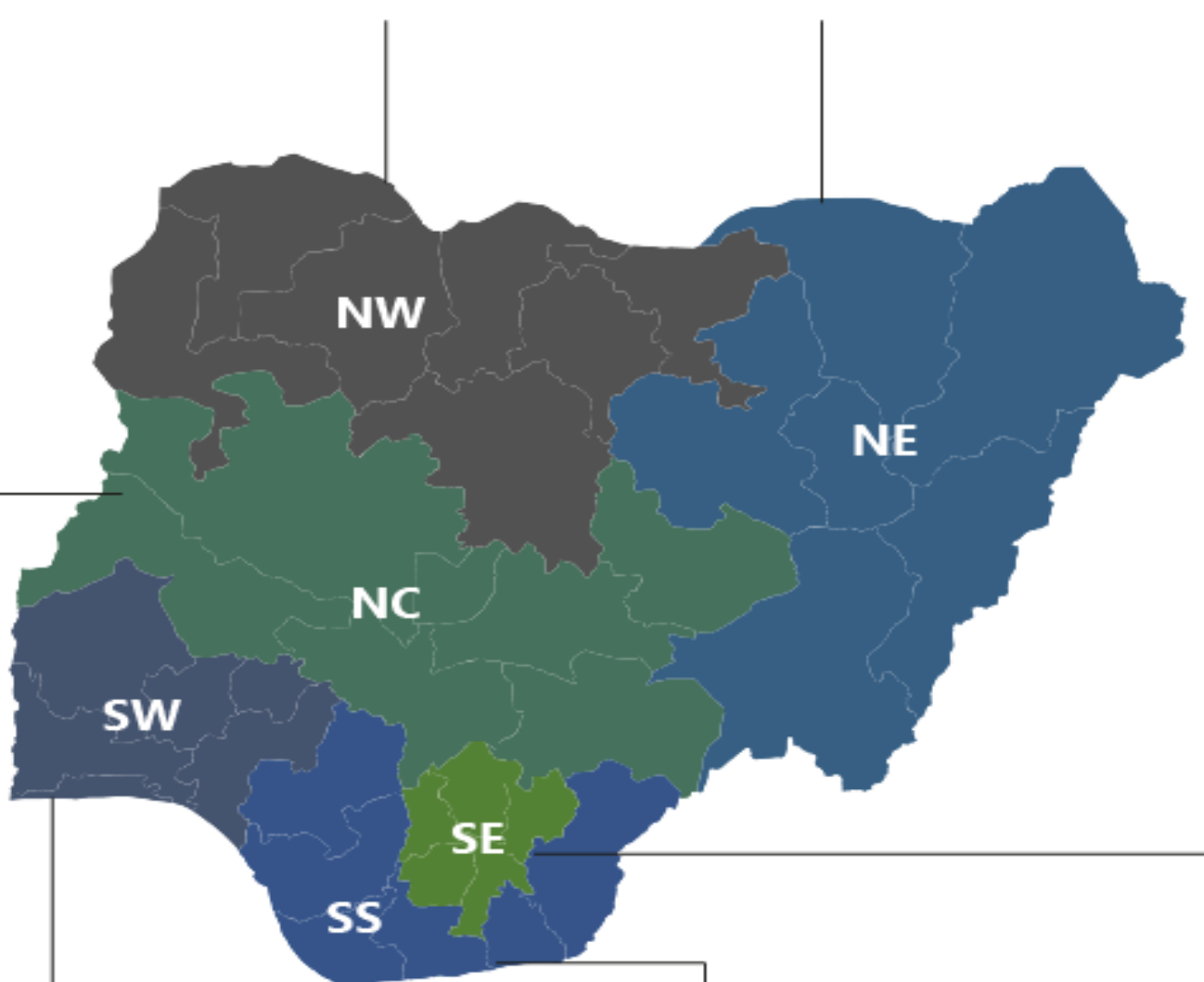
NORTH WEST

14,505,314

NORTH EAST

14,654,998

SOUTH EAST



40,174,456

SOUTH WEST

20,514,011

SOUTH SOUTH



NATIONAL BUREAU OF STATISTICS

TELECOMS DATA – Q3 2025

PORTING ACTIVITIES



Porting Activities By Network

Ported-In

Airtel	9mobile	Globacom	MTN
466	20	331	438
Total →		1,255	

Ported-Out

Airtel	9mobile	Globacom	MTN
182	724	147	202
Total →		1,255	

CONTACT



National Bureau of Statistics

Head Office
No. 1, Wole Olanipekun Street,
Formerly, Plot 762, Independence Avenue,
Off Constitution Avenue,
CBD, Abuja, F.C.T.

Bonaventure Nwosu
Information Desk

Head, Communication and Public Relations
Department (C&PRD)
Phone +2348033109882
bnwosu@nigerianstat.gov.ng

Moses Mathew

Statistical Information Officer
Department (C&PRD)
Phone +2347069071157
matmoses@nigerianstat.gov.ng



@nbs_nigeria



NBSNIGERIA



Nbs_nigeria

