



NATIONAL BUREAU OF STATISTICS

Telecoms Data: Active Voice and Internet, Porting and Tariff Information


Q4 2025

Report Date: May 2026

Data Source: National Bureau of Statistics (NBS)

CONTENT

Methodology	3
Key Highlights	4
Active Voice/Internet Subscription by Operator	5
Porting Activities By Network	6
Active Voice Subscription by Zone	7
Active Internet Subscription by Zone	8
Contact	9



METHODOLOGY

Data is provided by the Nigerian Communications Commission (NCC) and reported by the National Bureau of Statistics (NBS)















KEY HIGHLIGHTS

- The total number of active voice subscribers in Q4 2025 stood at 179,642,333 relative to 164,926,599 reported in Q4 2024, indicating a growth rate of 8.92%. On a quarter-on-quarter basis, active voice subscribers increased by 3.52%.
- The total number of active internet subscribers was 148,166,926 in Q4 2025 from 139,282,108 recorded in Q4 2024, representing a 6.38% increase. On a quarter-on-quarter basis, growth stood at 5.12%.
- On state profile analysis, Lagos state had the highest number of active voice subscribers in the quarter under review with 21,575,253, followed by Kano with 11,261,625 and Ogun with 10,254,558. On the other hand, Bayelsa recorded the least with 1,187,597, followed by Ebonyi and Ekiti with 1,678,094 and 1,687,029, respectively.
- Similarly, Lagos State recorded the highest number of active internet subscribers with 18,597,444 followed by Kano with 9,166,953 and Ogun with 8,881,234. On the other hand, Bayelsa recorded the least with 1,010,052 followed by Ebonyi and Ekiti with 1,350,111 and 1,439,813, respectively.
- MTN had the highest share of subscriptions in Q4 2025.

TELECOMS DATA – Q4 2025

ACTIVE VOICE/INTERNET SUBSCRIPTION BY OPERATOR



Active Voice (Value)	PROVIDER	Active Internet (Value)
93,064,952	MTN 	79,865,690
22,225,610	GLO 	14,846,887
60,893,280	AIRTEL 	52,026,448
3,228,213	EMTS(9mobile) 	780,237
350	IPNX 	-
6,666	MTN FIXED 	76,008
181	21ST CENT 	175
1,532	GLO FIXED 	-
209,429	SMILE 	232,284
-	SWIFTING 	25,484
3,344	BIG PICTURE BIG PICTURE	-
8,776	INQ 	-
-	ISP 	313,713
179,642,333	TOTAL	148,166,926

TELECOMS DATA – Q4 2025

ACTIVE VOICE SUBSCRIPTION PER ZONE



31,528,649

NORTH CENTRAL

35,068,250

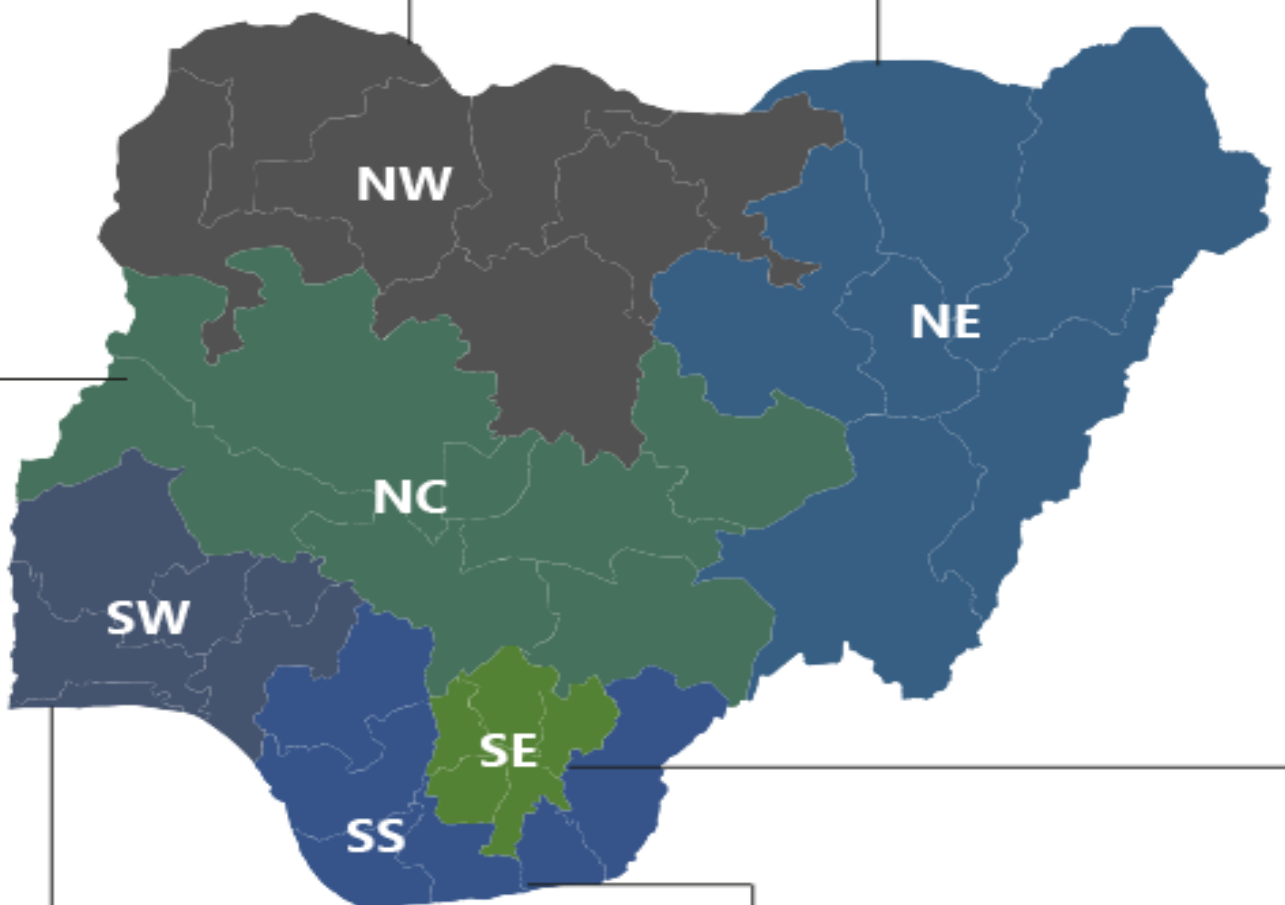
NORTH WEST

19,382,482

NORTH EAST

18,332,074

SOUTH EAST



49,238,117

SOUTH WEST

25,132,146

SOUTH SOUTH



NATIONAL BUREAU OF STATISTICS

TELECOMS DATA – Q4 2025

ACTIVE INTERNET SUBSCRIPTION PER ZONE



30,483,293

NORTH CENTRAL

33,907,445

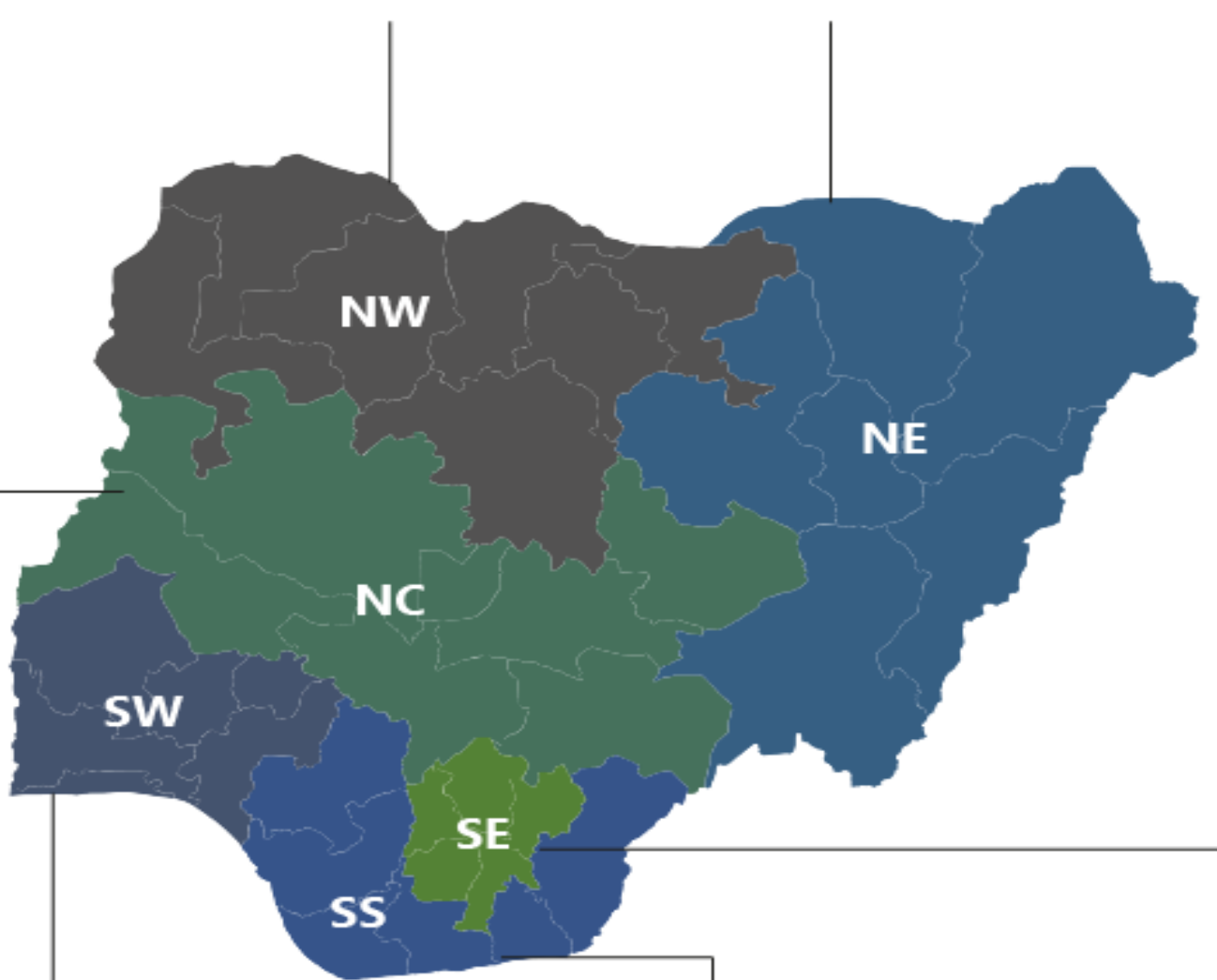
NORTH WEST

18,537,828

NORTH EAST

17,776,098

SOUTH EAST



48,347,050

SOUTH WEST

24,490,269

SOUTH SOUTH



NATIONAL BUREAU OF STATISTICS

TELECOMS DATA – Q4 2025

PORTING ACTIVITIES



Porting Activities By Network

Ported-In

Airtel	9mobile	Globacom	MTN	VTEL
206	6	217	964	6
Total → 1,399				

Ported-Out

Airtel	9mobile	Globacom	MTN	VTEL
136	945	161	157	-
Total → 1,399				

CONTACT



National Bureau of Statistics

Head Office
No. 1, Wole Olanipekun Street,
Formerly, Plot 762, Independence Avenue,
Off Constitution Avenue,
CBD, Abuja, F.C.T.

Bonaventure Nwosu Information Desk

Head, Communication and Public Relations
Department (C&PRD)
Phone +2348033109882
bnwosu@nigerianstat.gov.ng

Moses Mathew

Statistical Information Officer
Department (C&PRD)
Phone +2347069071157
matmoses@nigerianstat.gov.ng



@nbs_nigeria



NBSNIGERIA



Nbs_nigeria

